

**STATEMENT OF ACCOUNTS
FOR THE YEAR ENDED
MARCH 31, 2010**



C-14 , Qutab Institutional Area , New Delhi - 110016
Phone:91-11-41688955/56 Fax: 011-26852916
Email:headoffice@helpageindia.org

Vishwanath, Singh & Associates

CHARTERED ACCOUNTANTS

AUDITORS' REPORT

TO THE MEMBERS OF HELPAGE INDIA

1. We have audited the attached Balance Sheet of HelpAge India, a Society registered under the Societies Registration Act, 1860 as at March 31, 2010 and the related Income and Expenditure Account for the year ended on that date, both of which we have signed under reference to this report. These financial statements are the responsibility of the management of the Society. Our responsibility is to express an opinion on these financial statements based on our audit.
2. We conducted our audit in accordance with auditing standards generally accepted in India. Those Standards require that we plan and perform the audit to obtain reasonable assurance about whether the financial statements are free of material misstatement. An audit includes examining, on a test basis, evidence supporting the amounts and disclosures in the financial statements. An audit also includes assessing the accounting principles used and significant estimates made by management, as well as evaluating the overall financial statement presentation. We believe that our audit provides a reasonable basis for our opinion.
3. We report that:
 - (a) We have obtained all the information and explanations, which to the best of our knowledge and belief were necessary for the purposes of our audit;
 - (b) In our opinion, proper books of account have been kept by the Society so far as appears from our examination of those books;
 - (c) The Balance Sheet and the Income & Expenditure Account dealt with by this report are in agreement with the books of account;
 - (d) In our opinion, the Balance Sheet and Income and Expenditure Account dealt with by this report have been prepared in compliance with the applicable accounting standards issued by the Institute of Chartered Accountants of India.
4. In our opinion and to the best of our information and according to the explanations given to us, the said accounts read together with the notes thereon / attached thereto give a true and fair view in conformity with the accounting principles generally accepted in India:
 - (a) in the case of the Balance Sheet, of the state of affairs of the Society as at March 31, 2010; and
 - (b) in the case of the Income and Expenditure Account, of the excess of expenditure over income for the year ended on that date.

For and on behalf of
Vishwanath, Singh & Associates
FRN: 04316N
Chartered Accountants

D. Subramanian

D. Subramanian
Partner
Membership No 84625

Place: New Delhi

Date: 27/08/2010



Flat 10, SHANKAR MARKET, CONNAUGHT CIRCUS, NEW DELHI 110001 [INDIA]
Tel : (91) (11) 23413173, 23413174, 23414024 & 23411127 Fax : (91) (11) 23414709 E-mail : vsasso@vsnl.com
Also at : Flat 1109, New Delhi House, 27, Barakhamba Road, New Delhi 110001 [INDIA]
Tel : (91) (11) 41511495, 41511496 & 23313016 Fax : (91) (11) 23310457

HelpAge India

BALANCE SHEET AS AT MARCH 31, 2010

	SCHEDULE NO.	(Rs.)	As At March 31, 2010 (Rs.)	(Rs.)	As At March 31, 2009 (Rs.)
SOURCES OF FUNDS					
Corpus and Reserve Balances	1		270,971,723		176,135,343
TOTAL			270,971,723		176,135,343
APPLICATION OF FUNDS					
FIXED ASSETS					
Total Assets	2	131,104,986		114,866,570	
Less: Funded from Capital Grants		63,827,845		55,204,179	
Gross Block		67,277,141		59,662,391	
Less : Accumulated Depreciation		42,565,276		40,368,674	
Net Block		24,711,865		19,293,717	
Capital work in Progress and advance on Capital Account		6,297,438	31,009,303	2,557,240	21,850,957
INVESTMENTS	3		259,795,270		152,580,960
CURRENT ASSETS, LOANS AND ADVANCES					
Cash and Bank Balances	4	86,473,894		98,298,355	
Loans and Advances	5	22,220,652		12,392,856	
Other Current Assets	6	740,808		165,437	
		109,435,354		110,856,648	
Less : Current Liabilities and Provisions					
Current Liabilities	7	119,435,509		102,155,164	
Provisions	8	9,832,695		6,998,058	
		129,268,204		109,153,222	
Net Current Assets			(19,832,850)		1,703,426
TOTAL			270,971,723		176,135,343
Significant Accounting Policies and Notes to Accounts	14				

The schedules referred to above form an integral part of the Balance Sheet

This is the Balance Sheet referred to in our report of even date

For and on behalf of
Vishwanath, Singh & Associates
FRN: 04316N
Chartered Accountants

D. Subramanian

D. Subramanian
Partner
Membership No. 84625

For and on behalf of
HelpAge India

A S Khosla
A S Khosla
Chief Financial Officer

Mathew Cherian
Mathew Cherian
Chief Executive

Shanta Chatterji
Shanta Chatterji
Treasurer

Amal Ganguli
Amal Ganguli
President

Place: New Delhi
Date: 27/08/2010



INCOME AND EXPENDITURE ACCOUNT FOR THE YEAR ENDED MARCH 31, 2010

	Schedule No.	For the year ended March 31, 2010 (Rs.)	For the year ended March 31, 2009 (Rs.)
INCOME			
GRANTS/ DONATIONS			
[Refer Note 1(vii)(a) on Schedule 14]			
Received during the year		440,298,802	436,912,730
Add : Unutilised Restricted grants brought forward		81,541,555	65,911,857
Less : Unutilised Restricted grants carried forward		(98,696,288)	(81,541,555)
		423,144,069	421,283,032
Other Income	9	21,025,523	13,514,757
Surplus from alternate channels available for Application of projects	10	1,557,209	1,725,064
GROSS INCOME		445,726,801	436,522,853
Less: Grants utilised for acquisition of Capital Assets [Refer Note 12 on Schedule 14]		(8,623,666)	(6,433,149)
NET INCOME		437,103,135	430,089,704
EXPENDITURE			
Net Fund Raising Cost	11	122,735,782	77,089,750
Net Funds Available for Projects		314,367,353	352,999,954
Application to Projects for the Welfare of The Aged	12	304,801,025	350,481,859
Governance Cost	13	7,814,885	4,227,339
Surplus/(Deficit) before depreciation		1,751,443	(1,709,244)
Depreciation		3,431,146	3,047,472
(Deficit) before Tax		(1,679,703)	(4,756,716)
Tax on Anonymous Donations Received [Refer note 11 on Schedule 14]		-	1,007,876
(Deficit) after Tax transferred for appropriation to General Purpose Reserve		(1,679,703)	(5,764,592)
Significant Accounting Policies and Notes to Accounts	14		

The schedules referred to above form an integral part of the Income and Expenditure Account

This is the Income and Expenditure Account referred to in our report of even date

For and on behalf of
Vishwanath, Singh & Associates
FRN: 04316N
Chartered Accountants

D. Subramanian

D. Subramanian
Partner
Membership No. 84625

Place: New Delhi

Date *27/08/2010*



For and on behalf of
HelpAge India

A S Khosla
A S Khosla
Chief Financial Officer

Shanta Chatterji
Shanta Chatterji
Treasurer

Mathew Cherian
Mathew Cherian
Chief Executive

Amal Ganguli
Amal Ganguli
President




SCHEDULES ATTACHED TO AND FORMING PART OF THE BALANCE SHEET

SCHEDULE 1 - CORPUS AND RESERVE BALANCES

	(Rs.)	As at March 31, 2010 (Rs.)	(Rs.)	As at March 31, 2009 (Rs.)
Corpus Fund				
Opening Balance	49,613,208		10,171,225	
Add : Received during the year	<u>96,516,083</u>	146,129,291	<u>39,441,983</u>	49,613,208
Designated Reserves				
Disaster Reserves - Opening Balance		5,000,000		5,000,000
General Purpose Reserve				
Opening Balance	121,522,135		127,286,727	
Less: Deficit from Income and Expenditure Account annexed	<u>(1,679,703)</u>	119,842,432	<u>(5,764,592)</u>	121,522,135
		<u><u>270,971,723</u></u>		<u><u>176,135,343</u></u>




A.S. Khosla
 Chief Financial Officer
 HelpAge India


Mathew Cherian
 Chief Executive
 HelpAge India


Shanta Chatterji
 Treasurer Governing Body
 HelpAge India


Amal Ganguli
 President Governing Body
 HelpAge India



SCHEDULE 2 - FIXED ASSETS

[Refer Notes 1(ii) and 1(iii) on Schedule 14]

	GROSS BLOCK				DEPRECIATION				NET BLOCK	
	As on April 01, 2009 (Rs.)	Additions during the year (Rs.)	Sales / Adjustments during the year (Rs.)	As on March 31, 2010 (Rs.)	Upto March 31, 2009 (Rs.)	For the year (Rs.)	Adjustments (Rs.)	Upto March 31, 2010 (Rs.)	As on March 31, 2010 (Rs.)	As on March 31, 2009 (Rs.)
Tangible Assets										
Land										
Freehold	2,400	189,001	-	191,401	-	-	-	-	191,401	2,400
Leasehold	125,331	-	-	125,331	-	-	-	-	125,331	125,331
Building	24,580,483	1,536,602	-	26,117,085	8,180,670	933,263	-	9,113,933	17,003,152	16,399,813
Air Cooling Plant and Air Conditioners	763,154	346,650	-	1,109,804	617,611	113,783	-	731,394	378,410	145,543
Electrical Fittings	1,440,124	81,778	-	1,521,902	1,102,034	26,553	(56,239)	1,184,826	337,076	338,090
Furniture, Fixtures and Medical Equipments	2,548,120	2,944,946	-	5,493,066	2,231,629	645,719	(7,386)	2,884,734	2,608,332	316,491
Office Equipments including Computers	12,348,850	2,065,962	16,000	14,398,812	11,164,148	1,153,091	16,000	12,301,239	2,097,573	1,184,702
Vehicles	17,362,885	1,378,962	1,308,309	17,433,538	16,674,305	476,544	1,308,152	15,842,697	1,590,841	688,580
Intangible Assets										
Computer Software	491,044	395,158	-	886,202	398,277	108,176	-	506,453	379,749	92,767
Current Year	59,662,391	8,939,059	1,324,309	67,277,141	40,368,674	3,457,129	1,260,527	42,565,276	24,711,865	19,293,717
Less : Depreciation of MMUs Transferred to Health Project	-	-	-	-	-	(25,983)	-	(25,983)	-	-
Net Amount	59,662,391	8,939,059	1,324,309	67,277,141	40,368,674	3,431,146	1,260,527	42,539,293	24,711,865	19,293,717
Previous Year	67,654,914	1,475,563	9,468,086	59,662,391	46,759,948	3,073,458	9,464,732	40,368,674	19,293,717	
Less : Depreciation of MMUs Transferred to Health Project	-	-	-	-	-	(25,986)	-	(25,986)	-	
Net Amount	67,654,914	1,475,563	9,468,086	59,662,391	46,759,948	3,047,472	9,464,732	40,342,688	19,293,717	

Note :

1. Tangible assets exclude Immovable properties purchased from specific grants upto date and received in kind, as follows :

- HelpAge India - NDTV viewer's Elder's village, Cuddalore, Tamil Nadu valued at Rs. 19,610,031, included in Note 2 below.
- Freehold Land measuring Two Bighas in Patiala district, Punjab valued at Rs. 350,700.
- 12 kathas of Land at Jhanjharpur, Bihar gifted to the Society on which Community Centre has been constructed by the Society during the year
- Dwelling house bearing Ward No 4 Block No 28, Cooks Nagar Nagapattinam - valued at Rs 870,000 out of which funded by the Society Rs 450,000

2. Additions to Gross Block as at March 31, 2010 exclude Rs. 8,623,666 refer Note 12 on schedule 14 (Previous year Rs. 6,433,149) and on a cumulative basis Rs. 63,827,845 (Previous year Rs. 55,204,179) respectively, being assets acquired against capital grants.

3. Freehold land represents land at Chennai a portion of which has been encroached upon and is not in the physical possession of the Society.

4. Additions to building include building constructed on land made available by the Bihar Government pending registration in favour of the Society.



A.S. Khosla
Chief Financial Officer
HelpAge India

Mathew Cherian
Chief Executive
HelpAge India

Shanta Chatterji
Treasurer Governing Body
HelpAge India

Amal Ganguli
President Governing Body
HelpAge India



SCHEDULE 3 - INVESTMENTS

[Refer Notes 1(iv) on schedule 14]



		As at 31st March, 2010				Total		Total	
	Face Value	CORPUS		NON CORPUS		As at 31st March, 2010		As at 31st March, 2009	
		Nos.	(Rs)	Nos.	(Rs)	Nos.	(Rs)	Nos.	(Rs)
LONG TERM INVESTMENTS									
- QUOTED									
[In units - face value of Rs 10 each unless otherwise stated]									
Birla sunlife Frontline Equity Fund Plan A Gr		38,228.98	3,000,000	105,648.31	8,400,000	143,877.29	11,400,000	-	-
BSL Capital Protection Fund Series 1 Gr 27 months (May'12)		500,000.00	5,000,000	-	-	500,000.00	5,000,000	-	-
Birla sunlife Frontline Equity Fund Gr		59,796.36	4,393,356	-	-	59,796.36	4,393,356	-	-
Birla Sunlife Equity linked FMP Sr B Gr(21M)(April'10)		-	-	394,088.67	4,000,000	394,088.67	4,000,000	394,089	4,000,000
Birla Sun Life Short Term Fund - Retail - Growth	10	-	-	-	-	-	-	412,617	9,167,833
Canara Robeco Equity Diversified Fund Gr		170,612.87	8,000,000	86,797.41	4,300,000	257,410.28	12,300,000	-	-
DSP Black Rock Top 100 Equity Fund Gr		47,297.67	3,920,608	29,809.04	2,500,000	77,106.71	6,420,608	-	-
DSP ML World Gold Fund Gr		115,038.62	1,500,000	222,075.54	3,500,000	337,114.16	5,000,000	337,114	5,000,000
DSP Black Rock World Energy Fund Gr		244,498.78	2,500,000	-	-	244,498.78	2,500,000	-	-
Franklin Templeton FTF Series 13 Plan A (20-Jan-13)		-	8,819,113	-	-	-	8,819,113	-	-
Franklin Templeton Fixed Tenure Series XII Plan C Gr		-	5,000,000	-	-	-	5,000,000	-	-
Franklin India Bluechip Fund Gr		17,655.06	3,007,999	-	-	17,655.06	3,007,999	-	-
Franklin India Bluechip Fund Gr		15,789.46	3,000,000	-	-	15,789.46	3,000,000	-	-
Templ FTF Series xii Plan A Div(14-Oct-12)		-	-	-	5,000,000	-	5,000,000	-	-
Franklin India Prima Plus Gr		-	-	17,862.37	3,000,000	17,862.37	3,000,000	-	-
Fidelity Equity Fund Gr		-	-	92,827.30	3,000,000	92,827.30	3,000,000	173,026	5,000,000
HDFC Equity Fund Gr		46,067.77	10,034,174	31,972.62	5,982,611	78,040.39	16,016,785	-	-
HDFC Monthly Income Plan Short Term Gr		201,510.30	3,213,948	-	-	201,510.30	3,213,948	-	-
HDFC Top 200 Fund Gr		32,822.98	5,512,235	15,407.46	2,500,000	48,230.44	8,012,235	-	-
HDFC Short Term Growth Plan	10	-	-	-	-	-	-	181,743	3,000,000
ICICI Prudential Focused Equity Fund Gr		364,023.05	4,700,000	-	-	364,023.05	4,700,000	-	-
ICICI Prud Equity & Derivatives Inc Optimizer Gr		-	-	61,802.18	659,429	61,802.18	659,429	-	-
ICICI Prudential Smart Fund Series 24 M Gr(30-Sep-10)		-	-	293,398.53	3,000,000	293,398.53	3,000,000	-	-
ICICI prud Indo Asia Equity Fund Gr		-	-	97,799.51	1,000,000	97,799.51	1,000,000	-	-
ICICI Prud Growth Plan Gr		-	-	38,487.73	2,983,184	38,487.73	2,983,184	-	-
Prudential ICICI Dynamic Fund Gr		-	-	40,146.84	2,500,000	40,146.84	2,500,000	-	-
IDFC Dynamic BOND Fund Plan A Growth	10	-	-	-	-	-	-	79,636	1,500,000
IDFC Imperial Equity Fund Plan A Gr		153,346.48	2,524,693	-	-	153,346.48	2,524,693	-	-
IDFC Imperial Equity Fund Plan A Gr		87,571.60	1,422,960	-	-	87,571.60	1,422,960	-	-
IDFC Imperial Equity Fund Plan A Gr		266,539.32	4,638,142	152,248.17	2,500,000	418,787.49	7,138,142	-	-
Reliance Fixed Horizon Fund VII Sr 2	10	-	-	-	-	-	-	1,000,000	10,000,000
Reliance Liquid Fund TP Gr		1,372.22	29,241	-	-	1,372.22	29,241	-	-
Reliance Quant Plus Fund Gr		232,221.23	2,500,000	456,146.95	5,000,000	688,368.18	7,500,000	-	-
Reliance Regular Savings Fund Equity Plan Gr		234,979.05	6,500,000	195,494.47	5,112,658	430,473.52	11,612,658	-	-
Reliance Infrastructure Fund Gr		146,699.27	1,500,000	244,498.78	2,500,000	391,198.05	4,000,000	-	-
Reliance FHF IX Series 10 Gr(25-Jul-10)		-	-	200,000.00	2,000,000	200,000.00	2,000,000	-	-
Reliance Equity Opportunities Fund Gr		-	-	44,459.46	1,000,000	44,459.46	1,000,000	-	-
Reliance Diversified power fund Gr		-	-	62,696.06	4,000,000	62,696.06	4,000,000	-	-
SBI Magnum Contra Fund Gr		120,167.60	6,500,000	97,096.58	4,446,338	217,264.18	10,946,338	-	-
Magnum Equity Fund Gr		-	-	116,554.41	5,000,000	116,554.41	5,000,000	-	-
Sund BNPP Select focus Gr		-	-	15,971.83	815,669	15,971.83	815,669	-	-
Templeton India Growth Fund Gr		43,549.67	4,800,000	39,787.01	4,458,081	83,336.68	9,258,081	-	-
Templeton India Short Term Income Retail Plan - Growth	10	-	-	-	-	-	-	4,835	8,000,000
Templeton India Short Term Income Fund Gr		-	-	1,839.28	3,122,802	1,839.28	3,122,802	-	-
HDFC Gilt Fund Long Term Growth	10	-	-	-	-	-	-	345,859	6,784,293
Reliance Fixed Horizon Fund VII Sr 6	10	-	-	-	-	-	-	500,000	5,000,000
Reliance Fixed Horizon Fund VII Sr 10	10	-	-	-	-	-	-	200,000	2,000,000
Reliance Income Fund Retail Growth Plan	10	-	-	-	-	-	-	197,767	6,000,000
Reliance Gilt Securities Fund Growth	10	-	-	-	-	-	-	351,698	4,445,359
Franklin Templeton Monthly Income Plan - B	10	-	-	-	-	-	-	63,310	1,000,000
Franklin India Index Fund Nifty Plan- Growth	10	-	-	-	-	-	-	96,760	3,000,000
Franklin Templeton Cap. Safety Fund -3 Years- Growth	10	-	-	-	-	-	-	415,000	4,150,000
HDFC Equity Fund - Growth	10	-	-	-	-	-	-	32,200	4,500,000
HDFC Index Fund Sensex Plan- Growth	10	-	-	-	-	-	-	23,994	3,000,000
Prudential ICICI Dynamic Equity Plan- Cumulative	10	-	-	-	-	-	-	40,147	2,500,000
Prudential ICICI -Infrastructure Fund- Growth	10	-	-	-	-	-	-	161,657	4,000,000
Reliance Diversified Power Sector Fund -Growth	10	-	-	-	-	-	-	89,756	5,000,000
Reliance Equity Opportunities Fund - Growth	10	-	-	-	-	-	-	44,459	1,000,000
SBI Magnum Equity Fund -Growth	10	-	-	-	-	-	-	179,245	6,711,462
SBI Magnum Sector Funds Umbrella Contra - Growth	10	-	-	-	-	-	-	125,894	4,000,000
Templeton India Fixed Horizon Fund Series VII Plan F	10	-	-	-	-	-	-	383,758	3,837,584
Franklin India Prima Plus Fund - Growth	10	-	-	-	-	-	-	12,470	2,000,000
ICICI Prudential Equity & Derivative -Income Optimiser Retail Growth	10	-	-	-	-	-	-	61,802	659,429
ICICI Prudential Indo Asia Equity Fund-Retail Growth	10	-	-	-	-	-	-	97,800	1,000,000
Sundaram BNP Paribas Capex Opportunities -Growth	10	-	-	-	-	-	-	70,129	2,000,000
ICICI Prudential Smart Fund Series 24 M GR	10	-	-	-	-	-	-	293,399	3,000,000
Sub Total- Long Term Quoted Investments	(A)		102,016,469		92,280,772		194,297,241		121,255,960
- UNQUOTED									
[In units - face value of Rs 10 each unless otherwise stated]									
12,925 (previous year 12,925) 6 Year Govt. of India 8% Saving Bond, 2003 of Rs 1000 each	1,000		45,000		8,745,000		8,790,000	-	12,925,000
Fixed Deposits with Banks:									
State Bank of India, Bangalore			2,500,000		-		2,500,000		2,500,000
HDFC Bank Limited			11,488,982		2,703,993		14,192,975		6,800,000
HSBC Bank			-		71,471		71,471		-
National Housing Bank (SUNIDHI)			13,556,611		-		13,556,611		9,100,000
Sub Total - Long Term Unquoted Investments	(B)		27,590,593		11,520,464		39,111,057		31,325,000
CURRENT INVESTMENTS									
- QUOTED									
[In units - face value of Rs 10 each unless otherwise stated]									
Birla Sunlife Cash Plus Fund Gr		124,362.45	3,015,056	1,004.39	24,189	125,366.84	3,039,245	-	-
Canara Robeco Treasury Advantage Fund Gr		136,759.42	2,049,490	-	-	136,759.42	2,049,490	-	-
DSP Black Rock Liquidity Fund Gr		165,760.25	3,610,888	-	-	165,760.25	3,610,888	-	-
HDFC Cash Management Fund Treas Adv Plan Gr		52,053.42	1,026,421	-	-	52,053.42	1,026,421	-	-
ICICI Prudential Flexible Income Plan Gr		16,607.64	2,819,837	-	-	16,607.64	2,819,837	-	-
Reliance Money Manager Fund Gr		4,085.82	5,020,255	-	-	4,085.82	5,020,255	-	-
SBI Magnum Insta Cash Fund Gr		149,268.47	3,018,283	-	-	149,268.47	3,018,283	-	-
Templeton India TMA Liquid Plan Gr		2,326.82	3,201,878	1,894.31	2,600,675	4,221.13	5,802,553	-	-
Sub Total- Current Quoted Investments	(C)		23,762,108		2,624,864		26,386,972		-
Grand Total	(A)+(B)+(C)		153,369,170		106,426,100		259,795,270		152,580,960

Sub Total- Current Quoted Investments

(C)

(A)+(B)+(C)

Grand Total



A.S. Khosia
Chief Financial Officer
HelpAge India

Mathew Cherian
Chief Executive
HelpAge India

Shanta Chatterji
Treasurer Governing Body
HelpAge India

Amal Ganguli
President Governing Body
HelpAge India

	(Rs)	As at March 31, 2010 (Rs)	(Rs)	As at March 31, 2009 (Rs)
<u>SCHEDULE 4 - CASH AND BANK BALANCES</u>				
Cash-in-Hand		1,307,780		882,371
Cheques-in-Hand		7,636,593		13,322,715
Franking Machine (Stamps in Hand)		26,125		751
Balance with Scheduled Banks in:				
- Time Deposits	55,500,000		69,061,814	
- Saving/ Current Accounts	31,762,541		24,091,726	
Book Overdraft in current accounts (linked with Time Deposits)	(9,759,145)	77,503,396	(9,061,022)	84,092,518
		86,473,894		98,298,355

SCHEDULE 5 - LOANS AND ADVANCES

(Unsecured, considered good unless stated otherwise)

Advances to Staff				
-Considered good	964,358		1,086,200	
-Considered doubtful	1,001		108,785	
Unused Stock against				
- Medicines	2,531,428		1,965,386	
- Advocacy and Value education items	1,653,494		-	
Prepaid Expenses	954,030		838,863	
Advances recoverable in cash or in kind or for value to be received				
-Considered good	547,462		2,262,135	
-Considered doubtful	854		111,109	
Security Deposits	586,366	7,238,993	491,366	6,863,844
Other Receivables				
Grants / Donations receivable	12,137,148		1,759,434	
Other receivables	20,000		-	
Interest accrued but not due	219,801		325,475	
Value Added tax	16,876		-	
Income Tax Recoverable	2,589,689	14,983,514	3,663,997	5,748,906
		22,222,507		12,612,750
Less: Provision for Doubtful Advances		(1,855)		(219,894)
TOTAL		22,220,652		12,392,856

SCHEDULE 6 - OTHER CURRENT ASSETS



Sundry Debtors (Unsecured, considered good) - on account of sale of greeting cards		740,808		165,437
		740,808		165,437

SCHEDULE 7 - CURRENT LIABILITIES

Sundry Creditors		16,181,544		16,529,818
[Refer Note 7 on Schedule 14]				
Liabilities on account of Restricted Funds				
- Foreign Funded Projects	33,060,043		21,917,679	
- Local Funded Projects	65,636,245	98,696,288	59,623,876	81,541,555
Other Liabilities		4,557,677		4,083,791
		119,435,509		102,155,164

SCHEDULE 8 - PROVISIONS

Provision for Leave Encashment		5,574,715		4,390,591
[Refer Note 1(vi)(b) on Schedule 14]				
Provision for Gratuity		2,720,764		1,070,251
[Refer Note 1(vi)(b) on Schedule 14]				
Provision for Tax On Anonymous Donations		1,537,216		1,537,216
		9,832,695		6,998,058





	For the year ended March 31, 2010 (Rs)	For the year ended March 31, 2009 (Rs)
<u>SCHEDULE 9 - OTHER INCOME</u>		
[Refer Note 1(vii)(b) on Schedule 14]		
Refund of Project Grant disbursed in earlier years	781,396	-
Dividend / Profit on sale of mutual funds	9,552,879	4,602,853
Amount realised on sale of donated investment*	672,449	1,582,814
Interest on deposits and others	5,760,339	4,493,790
Profit on sale of fixed assets	237,135	642,586
Excess provisions written back	397,202	86,987
Miscellaneous Income	3,624,123	2,105,727
	21,025,523	13,514,757

* Income from the divestment of units of mutual fund received earlier by the Society as donation in kind for which no value was accounted for as per the policy of the Society.

SCHEDULE 10 - SURPLUS FROM ALTERNATE CHANNELS
[Refer Note 1(vii)(b) on Schedule 14]

Sale of Greeting Cards and other items	3,771,860	3,067,723
Sales - Art Auction	-	352,000
Royalty / Commission on Greeting Cards	1,990,371	1,774,185
	5,762,231	5,193,908
Less:		
Purchase of greeting cards and other items	2,669,775	2,334,682
Purchases- Art Auction	-	235,840
Manpower cost	457,962	416,043
Travelling and Conveyance	67,106	61,246
Printing and Stationery	104,279	1,518
Postage & Telegram	168,253	80,115
Expenses on holding Auction Event	-	192,527
Other Expenses	737,647	146,873
	4,205,022	3,468,844
Net Surplus from alternate channels available for Application of projects	1,557,209	1,725,064

SCHEDULE 11 - FUND RAISING

Manpower Cost	10,200,414	10,131,731
Travelling and Conveyance	2,214,954	1,749,382
Vehicle Running	195,010	302,069
Advertisement (Recruitment)	59,085	28,328
Purchase of Donor Data	2,090,757	1,640,680
Data Mining	1,163,610	-
Electricity and Water	100,630	65,167
Legal and Professional	5,188,916	1,420,627
Fund Raising Commission**	95,545,727	45,785,633
Office and Miscellaneous	1,391,950	1,060,074
Postage and Telegram	22,784,166	21,641,243
Printing and Stationery	10,057,567	9,954,470
Rent, Rates and Taxes	214,000	167,974
Computer expenses	168,118	60,390
Repairs and Maintenance	315,703	190,699
Seminar and Conference	155,751	398,180
Staff Welfare	252,859	291,815
Telephone	339,511	349,581
Web Marketing	3,197,493	1,686,575
	155,636,221	96,924,618

Allocations: [Refer Note 2 on Schedule 14]

From: Governance and Central Support Costs	7,823,535	6,341,201
To: Advocacy, Communication and Social Mobilisation	(40,723,974)	(26,176,069)

Net Fund Raising Cost	122,735,782	77,089,750
------------------------------	--------------------	-------------------

**Represents commission in accordance with the agreement with an agency for support in raising donation / Corpus for the Society.



[Signatures]

SCHEDULE 12 - APPLICATION TO PROJECTS FOR THE WELFARE OF THE AGED

[Refer Notes 1(viii) on schedule 14]

	Year ended March 31, 2010			Year ended March 31, 2009		
	Direct	Through Partner Agencies	Total	Direct	Through Partner Agencies	Total
Projects						
Health	46,523,787	24,547,837	71,071,624	63,053,667	40,584,898	103,638,565
Social Protection	444,853	78,870,320	79,315,173	244,003	104,162,581	104,406,584
Disaster Management	8,798,997	-	8,798,997	29,692,923	864,307	30,557,230
Agecare	28,755,003	5,951,868	34,706,871	4,315,806	6,433,922	10,749,728
Advocacy, Communication and Social Mobilisation	38,326,487	-	38,326,487	40,967,673	3,115,425	44,083,098
Add: Allocation [Refer Note 2 on Schedule 14] From Fund Raising to Advocacy, Communication and Social Mobilisation	40,723,974	-	40,723,974	26,176,069	-	26,176,069
Project Monitoring and implementation Cost						
Manpower	12,710,493	-	12,710,493	11,387,129	-	11,387,129
Travelling and Conveyance	1,765,823	-	1,765,823	1,823,196	-	1,823,196
Affiliation Fees	343,349	-	343,349	388,893	-	388,893
Others	2,870,526	-	2,870,526	4,174,273	-	4,174,273
Allocation : [Refer Note 2 on Schedule 14] From: Governance and Central Support cost	14,167,708	-	14,167,708	13,097,094	-	13,097,094
TOTAL	195,431,000	109,370,025	304,801,025	195,320,726	155,161,133	350,481,859



A.S. Khosla
A.S. Khosla
Chief Financial Officer
HelpAge India

Mathew Cherian
Mathew Cherian
Chief Executive
HelpAge India

Shanta Chatterji
Shanta Chatterji
Treasurer Governing Body
HelpAge India

Amal Ganguli
Amal Ganguli
President Governing Body
HelpAge India




	For the year ended March 31, 2010 (Rs)	For the year ended March 31, 2009 (Rs)
SCHEDULE 13 - GOVERNANCE AND CENTRAL SUPPORT COST		
Manpower Cost	17,863,173	15,450,337
Travelling and Conveyance	1,802,657	1,865,547
Legal and Professional	2,357,068	835,003
Office and Miscellaneous	4,814,395	2,916,054
Annual Report	568,000	518,968
Postage and Telegram	178,190	139,599
Printing and Stationery	226,594	215,128
Rent, Rates and Taxes	380,482	163,952
Repair and Maintenance	504,280	581,963
Staff Welfare	349,480	370,945
Insurance	175,251	277,238
Provision for Doubtful Debt & Advances	1,855	-
Amount Written off	88,353	-
Audit Fees	496,350	330,900
	29,806,128	23,665,634
Allocation of Governance and Central Support Cost		
[Refer Note 2 on Schedule 14]		
To: Fund Raising	(7,823,535)	(6,341,201)
To: Project Monitoring and Implementation cost	(14,167,708)	(13,097,094)
GOVERNANCE COST	7,814,885	4,227,339




A.S. Khosla
 Chief Financial Officer
 HelpAge India


Mathew Cherian
 Chief Executive
 HelpAge India


Shanta Chatterji
 Treasurer Governing Body
 HelpAge India


Amal Ganguli
 President Governing Body
 HelpAge India



1 Significant Accounting Policies

(i) Basis of Accounting

The financial statements have been drawn up under the historical cost convention, on an accrual basis, in accordance with applicable accounting standards issued by The Institute of Chartered Accountants of India.

(ii) Fixed Assets

Fixed assets are stated at cost of acquisition including taxes, duties, freight and other incidental expenses relating to acquisition and installation.

Assets purchased from specific grants are netted off against the capital grant received and the balance, if any, capitalised.

Intangible assets are recorded at the consideration paid for acquisition.

(iii) Depreciation

Depreciation is charged on the Straight Line Method on a pro rata basis over the estimated useful life of assets at the following rates:

Building	2.5%
Air-cooling Plant and Air conditioners	20%
Electrical Fittings	15%
Computers	33.33%
Office Equipments	33.33%
Furniture, Fixtures and Medical Equipments	10%
Vehicles	20%

Computer Software is amortised over a period of three years on a straight line basis.

All assets costing individually less than or equal to Rs 5,000 each are fully depreciated in the year of purchase.

(iv) Investment

Long-term investments are stated at cost. They are suitably adjusted to recognise permanent diminution in value, if any. Current Investments are valued at cost or market value, whichever is lower.

(v) Foreign Exchange Transactions

Foreign Currency transactions are recorded at the rates existing at the date on which the transactions take place. Year-end receivables and payables, if any, are translated at year-end rates of exchange. Exchange differences are appropriately dealt with in the Income and Expenditure Account, except those relating to fixed assets, which are capitalised.

(vi) Retirement benefits

(a) Defined Contribution Plan:

Contribution to the provident fund and family pension fund is made in accordance with the provisions of the Employees Provident Fund and Miscellaneous Provisions Act, 1962 and is recognised as an expense on an accrual basis.

(b) Defined Benefit Plans:

The liability for Leave Encashment and Gratuity is provided on the basis of an actuarial valuation done by an independent actuary at the year end on the basis of "Projected Unit Credit Actuarial Method". The Society contributes yearly, to a scheme administered by the Life Insurance Corporation of India, to discharge its gratuity liability to the employees. In addition suitable adjustment is made in the accounts to bring the gratuity liability in line with the actuarial valuation on the basis of "Projected Unit Credit Actuarial Method" at the year end.

(vii) Income Recognition

(a) Donations

Restricted project grants are recognised as income in the year disbursed to various projects.

Others grants/donations are accounted for in the year of receipt or on receipt of sanction, whichever is earlier.

Funds received for restricted projects remaining unutilised on the completion of the project are written back as other grants/donations in the year in which they are no longer deemed to be payable.

Donations received in kind are not valued or accounted for in the books of account.

(b) Other Income

Amounts received to meet administration expenses are recognised as income in full on receipt.

Surplus / Deficit from alternate channels for revenue generation is recognised on an accrual basis.



A.S. Khosla
Chief Financial Officer
HelpAge India

Mathew Cherian
Chief Executive
HelpAge India

Shanta Chatterji
Treasurer Governing Body
HelpAge India

Amal Ganguli
President Governing Body
HelpAge India



Dividend / interest on investments (including donated investments) are accounted for when the right to receive the income is established.

(viii) **Expenditure**

Grants made to projects carried out through partner agencies are accounted for upon the payments falling due in accordance with respective agreements.

Endowments to old age homes, which give HelpAge India a right to use of rooms in the homes, are accounted for as grants disbursed.

2 Cost Allocation:

The Society apportions the Central Support costs incurred to Fund raising cost, Applications of funds to Projects for the welfare of the Aged (Programmes) and Governance, the basis of apportionment being as considered appropriate and determined by the management. The Central Support costs include the costs of central/regional office functions such as general management, payroll administration, budgeting and accounting, information technology, human resources etc.

(a) All expenses have been classified under headings that aggregate all cost relating to the categories / activity. Central Support costs are allocated to activities relating to Programmes, Governance and Fund Raising on the basis of their use of Central Support Services.

(b) The costs on fund raising material providing information about the aims, objectives and the issues of the elderly in an educational manner in furtherance of the Society's objectives are apportioned to Programmes.

3 Donations received by the Society qualifies for deduction under Section 35AC/Section 80G and Section 80GGA of the Income Tax Act, 1961 in terms of approvals received as under:

(a) Amounts received up to Rs 1,200,000,000 under Section 80GGA and Section 35AC of the Income Tax Act, 1961, vide Letter Ref No. F.No.270/2011/1992-NC dated 25.03.2010 with a copy of the Notification No S.O. 646(E) dated 22.03.2010 amending the Notification No. 602(E) dated 12.08.1993 for approval of the project or scheme for "Medical care to older persons, leprosy and cancer patients, provision of home to older persons, rehabilitation of destitute old women, conducting eye camps" as an eligible project or scheme for a period of three years commencing from financial year 2010-11.

(b) Amounts received up to Rs 200,000,000 under Section 80GGA and 35AC of the Income Tax Act, 1961 vide letter No. F.No.270/198/2005-NC dated 10.08.2009 with a copy of Notification No. 998(E) dated 05.07.2006 for " Building a general corpus Reserve for HelpAge India's work" for a period of three years commencing from financial year 2009-10.

(c) Amounts received under Section 80G(5)(vi) of the Income Tax Act, 1961 vide Order No.DIT(E) 2007-2008/H839/1142 dated 23/08/2007 read together with Letter No D.I.T(E)/80G/2010-11/H-834/738 dated 05.07.2010.

4 Endowments towards construction and furnishing of two Old Age Homes (Harmit Trust-Rs.1,200,000 and Servants of the People Society-Rs.700,000) were made and charged to Income and Expenditure Account in 2002-2003. These give HelpAge India the right to use 2 rooms each at the Old Age Homes run by these Societies.

5 Grant commitments as per Memoranda of Understanding with partner agencies pending disbursement, to the extent not provided, amount to Rs. 7,430,725 (Previous Year Rs. 3,676,356).

6 There are contingent liabilities in respect of

	As at March 31, 2010 Rs	As at March 31, 2009 Rs
(a) Cases filed by ex-employees against the Society	Not Ascertainable	Not Ascertainable
(b) Income tax demands disputed*#	148,573,899	Nil

*# Represents demand raised by the Income Tax Officer in relation to the assessment year 2007-08 by denying exemption under Section 11 and 12 on the ground of the Society attracting the provisions of Section 13 of the Income Tax Act, 1961 against which the Society has filed appeal before the Commissioner of Income Tax (Appeals). The Society expects the demand to be deleted based on earlier orders passed in favour of the Society for the assessment years 2001-02, 2002-03, 2003-04, 2004-05, 2005-06 and 2006-07 by the Commissioner of Appeals and upheld by the Income Tax Appellate Tribunal. Demands raised by the Income Tax officer amounting to Rs. 305,484,388 in relation to Assessment years 2001-02, 2002-03, 2003-04, 2004-05, 2005-06 and 2006-07 by denying exemptions under section 11 and 12 on the grounds of the Society attracting the provisions of section 13 of the Income Tax Act 1961, based on appeals filed by the Society have been deleted by the Commissioner of Income Tax (Appeals). The Income tax department filed appeals against the said deletions by the Commissioner of Income Tax (Appeals) in respect of all the above assessment years, before the Income Tax Appellate Tribunal. The Appeals filed by the Income Tax Department has been decided in favour of the Society. Based on the decision of the CIT Appeals, the Income Tax Department has subsequently revised its assessment orders under Section 250 and reduced the demand for all the above assessment years to NIL. The Income Tax Department has gone in appeal before the Delhi High Court which is pending hearing.

(c) Bonds against grants received for MMU's - ##	20,204,207	20,204,207
--	------------	------------

Represent bonds issued to Ministry of Social Justice and Empowerment against grants received for MMUs. Expenditure is incurred against these grants. However, the actual liability against these bonds, if any, is not ascertainable at this stage and could arise at the close of the grants by the Ministry, though this is considered unlikely.



A.S. Khosla
A.S. Khosla
Chief Financial Officer
HelpAge India

Matthew Cherian
Matthew Cherian
Chief Executive
HelpAge India

Shanta Chatterji
Shanta Chatterji
Treasurer Governing Body
HelpAge India

Amal Ganguli
Amal Ganguli
President Governing Body
HelpAge India



- 7 The Society has not received any intimation from the suppliers, regarding the status under the Micro, Small and Medium Enterprises, as defined under "The Micro, Small and Medium Enterprises Development Act, 2006" and hence the disclosure, if any, relating to the amount unpaid as at the year end together with the interest paid or payable as required under the said Act has not been given.
- 8 Consequent to the adoption of the Accounting Standard on Employee Benefits (AS 15-Revised) issued by the Institute of Chartered Accountants of India, disclosures required by the Standard are hereunder.

Defined Contributions Plans:

The Society has recognized the following amounts in the Income and Expenditure account which are included under Contributions to Provident and Other Funds:

Provident Fund / Pension Fund

Rs. 5,114,796 (Previous Year Rs 5,380,079)

Defined Benefit Plans:

In accordance with Accounting Standard AS 15 (revised 2005), actuarial valuation was done as at March 31, 2010 in respect of following defined benefit plans;

Gratuity
Leave encashment/compensated absences

Reconciliation of opening and closing balances of the present value of the defined benefit obligation

(in Rupees)

Particulars	Gratuity		Leave encashment/Compensated absences (unfunded)	
	As at March 31, 2010	As at March 31, 2009	As at March 31, 2010	As at March 31, 2009
Obligations at period beginning	9,085,200	8,465,493	4,390,591	3,829,263**
Service Cost	1,327,072	1,040,252	885,227	818,427
Interest cost	681,390	592,585	329,294	268,048
Actuarial (gain)/loss	2,840,327	341,389	950,589	698,259
Benefits paid	(1,051,004)	(1,354,519)	(980,986)	(1,223,406)
Obligations at period end	12,882,985	9,085,200	5,574,715	4,390,591

Change in plan assets

Plans assets at period beginning, at fair value	8,014,949	6,548,932	-	-
Expected return on plan assets	733,368	599,227	-	-
Contributions	2,363,641	2,131,536	-	-
Actuarial (gain)/loss	101,267	89,773	-	-
Benefits paid	(1,051,004)	(1,354,519)	-	-
Plans assets at period end, at fair value	10,162,221	8,014,949	-	-

Reconciliation of present value of the obligation and the fair value of the plan assets

Present value of the defined benefit obligations at the end of the period	12,882,985	9,085,200	5,574,715	4,390,591
Fair value of plan assets as at balance sheet date	10,162,221	8,014,949	-	-
Liability recognized in the balance sheet	2,720,764	1,070,251	5,574,715	4,390,591

Expense for the period

Service cost	1,327,072	1,040,252	885,227	818,427
Interest cost	681,390	592,585	329,294	268,048
Expected return on plan assets	(733,368)	(599,227)	950,589	698,259
Actuarial (gain)/loss	2,739,060	251,616	-	-
Expense debited to income and expenditure account as per actuarial certificate	4,014,154	1,285,226	2,165,110	1,784,734
Expense recognised in the Income and expenditure Account	4,017,345*	1,285,226	2,165,110	2,789,288**

Reconciliation of liability

Opening net liability	1,070,251	1,916,561	4,390,591	3,829,263
Expenses recognized	4,014,154	1,285,226	2,165,110	1,784,734
Contribution by the Society	(2,363,641)	(2,131,536)	(980,986)	(1,223,406)
Amount recognized in the balance sheet	2,720,764	1,070,251	5,574,715	4,390,591

Assumptions

Interest rate	7.50%	7.00%	7.50%	7.00%
Expected rate of return on plan assets	9.15%	9.15%	-	-
Future salary increase	6.00%	4.50%	6.00%	4.50%
Expected average remaining working life of employees (yrs)	21.52	21.72	21.52	21.72

* Includes Rs 3,191 (Previous Year Rs Nil) relating to liability existing as on March 31, 2010 towards gratuity provided on actual basis for the period.

** Includes Rs Nil (Previous Year Rs 994,674) relating to liability existing as on April 01, 2008 towards sick leave provided for the first time during the year.

The estimates of future salary increases, considered in actuarial valuation, take account of inflation, seniority, promotion and other relevant factors such as supply and demand factors in the employment market. The above information is certified by an actuary.



Signature

Signature

Signature

Signature

9 OPERATING LEASES:

- (a) The Society has taken premises [office/residential] under cancellable operating leases. These lease agreements are normally renewed on expiry. There are no non cancellable lease agreements as on March 31, 2010.
- (b) Lease rentals charged to the Income and Expenditure Account amount to Rs. 1,798,246 [Previous Year - Rs. 1,414,976].
- 10 The Society has complied with Accounting Standards as applicable to a Level II enterprise to which the society is categorised in terms of the Scheme for applicability of Accounting Standards to Small and Medium Sized Enterprises (SMEs), issued by the Council of the Institute of Chartered Accountants of India.
- 11 A Sum of Rs. NIL (Previous year Rs. 1,007,876) has been provided as income tax on anonymous donations received in accordance with Section 115BBC of the Income Tax Act, 1961 after taking into account the exemption available under Section 11 and 12 of the Income Tax Act, 1961.
- 12 The Society during the year incurred a sum of Rs 8,623,666 (previous year Rs 6,433,149) in acquisition/construction of fixed assets out of funds received as grants, which has been shown under Grants utilised for acquisition of Fixed Assets.
- 13 Details of related parties including summary of transactions entered into by the Society during the year ended March 31, 2010 are summarised below:

Related Party

Age Venture Trust	Trust under Direct Control
Mathew Cherian - Key Managerial Person	Chief Executive

	Year ended March 31 2010 (Rs)	Year ended March 31 2009 (Rs)
Transactions during the year		
Remuneration to Key Managerial Person	2,424,072	1,919,760

- 14 Investments received by the Society as donation in kind

	As on March 31 2010 (Rs)	As on March 31 2009 (Rs)
Franklin Templeton Fixed Tenure Fund Series V I 60 Months Plan - Dividend - 10000 units of Rs 10 each	120,805	120,805
Templeton Floating Rate Income Fund - 5410.91 units of Rs 10 each	-	86,412
Templeton India Equity Income Fund Dividend - 9775.17 units of Rs 10 each	-	76,540
Franklin India Flexicap Fund Dividend - 10000 units of Rs 10 each	-	93,700
Franklin India High Growth Companies Fund Dividend - 9779.95 units of Rs 10 each	-	55,452
Franklin India Prima Fund Dividend - 3417.64 units of Rs 10 each	-	83,220


- 15 The Society has valued the stock of advocacy and value education items at the year end amounting to Rs 1,653,494 as against the earlier policy of charging the said items to the income and expenditure account in the year of purchase.
- 16 Previous year figures have been regrouped/ rearranged/ recast wherever necessary to correspond to the current year's classification.

For Vishwanath, Singh & Associates
Firm Registration No 04316N
Chartered Accountants

For and on behalf of
HelpAge India



D Subramanian [M. No 84625]
Partner



A S Khosla
Chief Financial Officer



Mathew Cherian
Chief Executive



Shanta Chatterji
Treasurer



Amal Ganguli
President

Place: New Delhi
Dated: 27/08/2010



GRANTS : HEALTH

S.NO.	NAME OF THE AGENCIES	NO. OF CATARACT	AMOUNT (In Rs.)
1	ACADEMY OF GERIATRICS	125	100,000
2	ARDSI	2,382	1,905,547
3	BALANAGAR LIONS CHARIT. TRUST	300	240,000
4	BIBI CANCER HOSP.&RESEARCH INST.	188	150,000
5	BLIND PEOPLE ASSOCIATION	493	394,100
6	CANSUPPORT	2,146	1,717,000
7	CEDRA	194	155,500
8	CHAITHANYA SIGHT FOUNDATION	270	216,000
9	CHRISTIAN MISSION HOSPITAL	301	240,964
10	DAUDNAGAR ORG. FOR RURAL DEVELOP	225	180,000
11	DISTRICT EYE RELIEF SOCIETY	1,320	1,056,000
12	DRASHTI NATRALAYA	50	40,000
13	EMMANUEL BLIND RELIEF SOCIETY	250	200,000
14	FATHER MULLER CHARIT. INST.	30	24,000
15	GLOBAL HOSPITAL & RESEARCH CENTRE	305	244,000
16	GLOBE EYE FOUNDATION	320	256,000
17	GREMALTES HOSPITAL	500	400,000
18	HELLEN KELLER SERVICE SOC. FOR DISABLED	550	440,000
19	ICARE CHARITABLE EYE HOSP.	2,500	2,000,000
20	JABHA SOCIAL TRUST	50	40,000
21	KOTA EYE RESEARCH CENTRE SOCIETY	57	45,950
22	LAXMI CHARITABLE TRUST	504	504,000
23	LIGHT FOR THE BLIND INDIA	563	450,000
24	LIONS CLUB OF HYDERABAD SADHURAM EYE HOSPITAL	40	32,000
25	LIONS CLUB OF KARIMNAGAR	30	24,000
26	LIONS EYE HOSPITAL	225	180,000

GRANTS : HEALTH

S.NO.	NAME OF THE AGENCIES	NO. OF CATARACT	AMOUNT (In Rs.)
27	LIONS NAB EYE HOSPITAL	450	360,000
28	LITTLE FLOWER HOSP.& RESEARCH CENTRRE	590	472,000
29	M.RAM REDDY LIONS EYE HOSP	270	216,000
30	M.S.REDDY LIONS EYE HOSPITAL	30	24,000
31	MEWAT MEDICAL EDUC. & HUMAN WEL.SOC.	100	80,000
32	MOSES GNANABARANAM EYE HOSP	450	360,000
33	NABURAN SEVA NIKETAN	450	360,000
34	NANRITAM	775	620,000
35	NOBLE VISION FOUNDATION	180	144,000
36	P.N.K.EYE FOUNDATION	50	40,000
37	PHILADELPHIA HOSPITAL	1,075	860,000
38	PONDICHERRY INST. OF MEDICAL SCIENCES	50	40,000
39	PRERNHAA CHARITABLE TRUST	30	24,000
40	PURVANCHAL GRAMIN SEVA SAMITI	180	144,000
41	RAJAVALLI RADHARAMAN LIONS EYE HOSP.	40	32,000
42	ROTARY EYE INSTITUTE	410	328,000
43	ROTARY SERVICE COMPLEX TRUST	30	24,000
44	S.M.FOUNDATION	420	336,000
45	S.M.M.WELFARE CHARITABLE TRUST	450	360,000
46	SANJIVANI HOSPITAL	20	16,000
47	SANKARA EYE HOSPITAL	90	72,000
48	SARDAR RAM SG KABLI&HARNAM KAUR TR.	90	72,000
49	SAURASHTRA VOLUNTARY ACTIONS	192	153,550
50	SEWA RURAL	50	40,000
51	SEWA SADAN EYE HOSPITAL	870	696,000
52	SHORE	540	432,000
53	SHRI KANCHI KAMAKOTI MEDICAL TRUST	360	288,000

GRANTS : HEALTH

S.NO.	NAME OF THE AGENCIES	NO. OF CATARACT	AMOUNT (In Rs.)
54	SHUBHKARMAN HEALTH CARE SOCIETY	100	80,000
55	SMT.SHARDA JHATAKIYA MEMORIAL TRUST	772	617,550
56	SREE SREE PARAMA PREMAMAYA PURUS.TRUST	70	56,000
57	SRI CHAITANYA SEVA TRUST	450	360,000
58	SRI VIVEKANANDA SEVASHRAM EYE HOSPITAL	645	516,000
59	SUSRUT EYE FOUND. & RESEARCH CENTRE	1,400	1,120,000
60	TATA STEEL RURAL DEVL.SOCIETY	225	180,000
61	THE POONA BLIND MEN'S ASSOC.	540	432,000
62	TULSI EYE HOSPITAL	180	144,000
63	USHA KIRAN CHARITABLE TRUST	759	607,200
64	VANSIDHAR CHIKITSA SEVA SANSTHAN	450	360,000
65	VANSIDHAR CHIKITSA SEVA SANSTHAN	100	80,000
66	VELEMEGNA SOCIETY HOSPITAL	320	256,000
67	VISHVAKALYAN SOCIETY	270	216,000
68	VISION FOUNDATION CHARITY EYE HOSP.	264	264,000
69	VITTALA INTERNATIONAL INST. OF OPHTH.	50	40,000
70	VIVEKANANDA KENDRA RURAL DEV. PROG.	250	200,000
71	VIVEKANANDA MISSION ASHRAM NETRA	1,075	860,000
72	Y.S.RAJA RADDY HOSPITAL	20	16,000
73	YOGIRAJ SWAMI SHRI SITARAMDAS JI	270	216,000

GRANTS : SOCIAL PROTECTION

S.NO.	NAME OF THE AGENCIES	AMOUNT (In Rs.)
1	ABHAYA ASHRAYA	424,435
2	ABHOY MISSION	300,000
3	ADARSH GRAM UDYOG SAMITY	237,685
4	ADARSH SARASWATI SHIKSHA SAMITI	232,023
5	ADARSH SEWA SAMITI	232,023
6	ADIVASI GRAMSEVA SANGH	401,799
7	ADIVASI SEWASHRAM TRUST	311,253
8	ALL INDIA CHILD. CARE & EDUC. DEVELOP.	260,321
9	ALL INDIA CONFEDERATION OF THE BLIND	435,752
10	ALL INDIA WOMEN CONFERENCE	150,770
11	ANAND ASHARYA CHARITABLE TRUST	619,164
12	ANBALAYAM DAY CENTRE	212,624
13	APANJAN RURAL DEVELOP. SANGHA	498,003
14	ARMY WIVES' W/F ASSOCIATION	132,000
15	ASSISI VINAYALAYA	175,434
16	ASSOC. FOR THE CARE OF THE AGED	260,321
17	AVVAI VILLAGE WELFARE SOCIETY	243,343
18	BABA SAIN BHAGAT W/F SOCIETY	288,000
19	BABA SHRI NATH SHIKSHA SANSTHAN	271,638
20	BANAVASHI VIKAS ASHRAM	203,729
21	BANBASI SEVA SAMITI	311,273
22	BANDRA EAST COMMUNITY CENTRE	243,343
23	BANI MANDIR	554,596
24	BAPU SAMARAK MAHILA CHARKHA SANGH	237,685
25	BAZM - E - NISWAN CHARITABLE TRUST	894,144
26	BELGAUM DICESAN SOCIAL SERVICE SOCIETY	237,685
27	BENGAL SERVICE SOCIETY	360,000
28	BETHANY COLONY LEPROSY ASSOCIATION	339,548
29	BHAGAT SINGH KUSHT ASHRAM	58,725
30	BHAI GHANAIYA CHARITABLE TRUST	265,980

GRANTS : SOCIAL PROTECTION

S.NO.	NAME OF THE AGENCIES	AMOUNT (In Rs.)
31	BHARAT MATA KUSHT ASHRAM	432,000
32	BHARAT SEWASHRAM SANGHA	243,343
33	BHARATHI WOMEN DEVELOP. CENTRE	249,002
34	BHARTIYA JAN UTHAN PARISHAD	260,321
35	BHARTIYA VIDYA PRACHARINIE SABHA	158,456
36	BIHAR GRAMIN VIKAS PARISAD	243,343
37	BISHOP ALAPATT HOSPITAL	667,778
38	BLIND PEOPLE'S ASSOCIATION	135,819
39	BONOHUGLI GRAMIN SAMAJ SEVA SAMITI	486,686
40	CALCUTTA METROPOLITAN INST. OF GEROT.	265,980
41	CANOSSA CONVENT	260,321
42	CENTRE FOR SOCIAL SERVICE AND RESEARCH	237,685
43	CHANDI KHUST ASHRAM SOCIETY	594,207
44	CHERU RESMI CENTRE	405,002
45	CHESHIRE HOME	486,686
46	CHETNALAYA	554,596
47	CHILD & SOCIAL WELFARE SOCIETY	537,618
48	CHIRANABIN	243,343
49	CHRIST VILLA POOR HOME,TRICHUR	396,140
50	CHURCH OF OUR LADY ASSUMPTION	186,000
51	CHURCH OF SOUTH INDIA TRUST ASS.	460,000
52	CONGREGATION OF DAUGHTER'S OF MARY-TRIVANDRUM	130,647
53	CONGREGATION OF THE DAUGHTERS OF MARY-PILANKALAI	1,024,301
54	CSI MERCY HOME	288,616
55	CSI TIRUNELVELI DISOCESAN TRUST ASSOC.	249,002
56	DAUDNAGAR ORGANISATION FOR RURAL DEV.	249,002
57	DAYANAND SEVASHRAM SANGH	475,367
58	DELHI MAHILA KALYAN SAMITI	707,390
59	DEPRESSED PEOPLE'S WELFARE ASSOC.	237,685
60	DHARGYELING TIBETAN SETTLEMENT	379,162
61	DHONDELING FAMILY WELFARE PROJECTS	172,066

GRANTS : SOCIAL PROTECTION

S.NO.	NAME OF THE AGENCIES	AMOUNT (In Rs.)
62	DON BOSCO BEATITUDES - CHENNAI	243,343
63	DON BOSCO MISSION	21,206
64	DR. SHILA SHARMA MEMORIAL CHARITABLE TRUST	305,594
65	ECONOMIC RURAL DEVELOPMENT SOCIETY	260,321
66	FATIMA BHAVAN	169,775
67	FRIEND IN NEED SOCIETY	35,888
68	FRIENDS ASSOCIATION FOR RURAL RECON.	265,980
69	GAURI SHANKAR KUSHT ASHRAM	226,365
70	GIRIJANA SEEMA WELFARE ASSOCIATION	667,778
71	GOOD SAMARITANS RURAL DEVELOP. SOCIETY	639,480
72	GRAM SWARAJYA SANSTHAN	232,023
73	GRAMA SUYARAJ	254,660
74	GRAMEEN VIKAS SANSTHAN	265,980
75	GUILD OF SERVICE	1,295,939
76	GYAN BHARTI MAHILA AVAM BAL VIKAS TRUST	249,002
77	GYAN YOG CHARITABLE TRUST	254,660
78	HIMACHAL HARIJAN KALYAN SANSTHAN	1,018,643
79	HIS HOLIDAY DALALIMAS CEN. TIBETIAN RELIEF COMMITTEE	828,531
80	HOLY ANGELS CONVENT	373,504
81	HOME FOR THE AGED & HANDICAPPED	243,343
82	HOUSE OF PROVIDENCE	633,822
83	HUMAN ACTION FOR RURAL DEVELOPMENT	769,641
84	HUMAN ACTIONFOR RURAL DEV.(HARD)	65,000
85	HYMAVATI VENKATA RAMA KRISHNA RAO ATLURU W/F SOC.	503,661
86	INBA ILLAM	297,000
87	INDIAN SOCIAL ACTION & RESERACH ASSOCIATION	254,660
88	INST. FOR INTEGRATED RURAL DEVELOPMENT	1,160,120
89	INTEGRATED RURAL DEVELOPMENT SOCIETY	1,041,279
90	JAN VIKAS KENDRA	101,469
91	KALASELVI KARUNALAYA SOCIAL W/F SOCIETY	260,321
92	KARRA SOCIETY FOR RURAL ACTION.	718,710

GRANTS : SOCIAL PROTECTION

S.NO.	NAME OF THE AGENCIES	AMOUNT (In Rs.)
93	KARUNA BHAVAN	81,183
94	KARUNALAYAM	130,161
95	KARUNYA COMMUNITY DEVELOPMENT CENTRE	249,002
96	KASTURIBAI GANDHI EDUCATIONAL &PUBLIC CHARIT. TRUST	148,444
97	KHADI GRAMODYOG SAMITY	275,000
98	KHAM KATHOK TIBETAN SOCIETY	290,531
99	KOTTAYAM SOCIAL SERVICE SOCIETY	826,234
100	LAWRENCE FAMILY HELPER PROJECT	514,981
101	LOHARDAGA GRAM SWARAJYA SANSTHAN	232,023
102	MADHYAM SATYAKAM SHIKSHA KENDRA	237,685
103	MAHILA CHETNA MANCH	418,777
104	MAHILA MANDAL	435,752
105	MANAV KALYAN SEVA SAMITI	215,048
106	MANAV SEVA KENDRA	232,023
107	MANAV SEVA MISSION	260,321
108	MANAV SEWA SANSTHAN	260,321
109	MANAVLOK	752,663
110	MANDRA LIONS CLUB	237,685
111	MANDRA UNNAYAN SAMSDAD	747,005
112	MARIA ANTONY HOME FOR AGED-	126,000
113	MERCY HOME	318,690
114	MURSHIDABAD SAMAJ KALYAN SAMITI	520,640
115	MUSLIM WOMENS ASSOCIATION	249,002
116	NABARUN SEWA NIKATAN	498,003
117	NATIONAL ASSOCIATION FOR THE BLIND	594,207
118	NAV YUVAK KALA SANGAM	249,002
119	NAVA JYOTHI YOUTH CLUB	933,755
120	NAVAVIKAS	481,025
121	NEW BHARATI CLUB	976,365
122	NEW HOPE RURAL LEPROSY TRUST	350,867
123	NIRANJANA OLDAGE HOME	979,028

GRANTS : SOCIAL PROTECTION

S.NO.	NAME OF THE AGENCIES	AMOUNT (In Rs.)
124	NISHTHA	447,072
125	NORGYLEING TIBETIANS SETTLEMENT	520,640
126	OCD SERVICE CENTRE FOR THE AGED	481,025
127	OLDAGE WELFARE CENTRE	509,323
128	ORGANISATION FOR RURAL RECON.ORDC	294,275
129	PARVATIYA JAN SHIKSHA AVAM VIKAS SANGATHAN	220,707
130	PEOPLE'S CULTURE CENTRE (PECUC)	277,296
131	PEOPLE'S FORUM	260,321
132	POONA BLIND MAN ASSOCIATION	701,732
133	PRAYATNA	270,000
134	PRIYADARSHINI GRAMIN & ADIWASI SEVABHAVI SANSTHA	254,660
135	PRODIGALS HOME	300,000
136	RABGAYLING TIBETAN SETTLEMENT	232,023
137	RADHA MAHILA SAMAJAM	843,209
138	RAJASTHAN MAHILA KALYAN MANDAL	322,569
139	RAJASTHAN STATE BHARAT SCOUT&GUIDE	18,000
140	RASHTRIYA SEVA SAMITI	679,095
141	ROSHINI GRAHA	300,000
142	RURAL CENTRE FOR HUMAN INTEREST	724,368
143	RURAL EDUCATION WORKING SOCIETY	526,298
144	RURAL INDIA SOCIAL ENGINEERS	81,563
145	SALAVATION ARMY	84,888
146	SAMGRA VIKAS PARISHAD	215,048
147	SANDHI NIKETAN SIKSHA SANSTHAN	831,892
148	SANDS (SUVISESHA PURAM NEIBHOORHOOD)	254,660
149	SEVAC	232,023
150	SHARE & CARE CHILDREN'S W/F SOC.	390,000
151	SHARE (SOCIETY. FOR HOLISTIC ACTION IN REHAB.)	254,660
152	SHARE AND CARE CHILDRENS W/F SOCIETY	763,983
153	SHARMIK BHARTI	265,980
154	SHIV SHAKTI KUSHTH ASHRAM	294,000

GRANTS : SOCIAL PROTECTION

S.NO.	NAME OF THE AGENCIES	AMOUNT (In Rs.)
155	SHRI AMAR SANSKAR KALYAN KENDRA	181,092
156	SHRI GANESH SHIKSHA PRAKASAK MANDAL	226,365
157	SHRI SHANTI SHISHU MANDIR SAMITI	243,343
158	SHRI SHYAM MITRA MANDAL SANSTHA	37,500
159	SINDHUSEVAK SANGH	626,533
160	SINGBHUM LEGAL AID & DEVELOPMENT SOC.,	243,343
161	SIR SYED GROUP OF SCHOOL	271,638
162	SISTERES OF THE DESTITUTE KONGERPALYAM	215,048
163	SISTERS OF CHARITY MERCY HOME	237,684
164	SISTERS OF THE DESTITUTE ANPAKAM	679,095
165	SMT. NARASABAI MAHILA MANDAL	243,343
166	SNEHA ILLAM	294,275
167	SNEHAGIRI INSTITUTIONS	713,051
168	SOCIAL SERVICE LEAGUE	491,859
169	SOCIAL WELFARE UNIT	962,053
170	SOCIAL WORK & RURAL DEVELOPMENT CENTRE	249,002
171	SOCIETY FOR ADVANCEMENT OF VILLAGE ECONOMY	254,660
172	SOCIETY FOR DEVELOPMENT AND ENVIRONMENT PROTECTION	243,343
173	SOCIETY FOR EDUCATION IN VALUES AND ACTION	271,638
174	SOCIETY FOR ENVIRONMENT AND RURAL AWAKING	232,023
175	SOCIETY FOR HUMAN & ENVIRON. DEVELOP.,	226,365
176	SOCIETY FOR RURAL DEVELOPMENT & ACTION	243,343
177	SOCIETY OF ST. JOSEPHS OF ANNECY	232,023
178	SOCIO LEGAL AID RESEARCH & TRAINING CENTRE	464,050
179	SPRINGDALES EDUCATION SOCIETY	204,000
180	SREE RAMAKRISHNA SEWASRAMAM	198,000
181	SRI RAJARAJESHWARI OLDAGE W/F ASSOC.	225,000
182	ST. ANTONY'S HEALTH CENTRE	662,117
183	ST. JOSEPH'S HOME - PILLAHZY	520,640
184	ST. JOSEPH'S HOME FOR THE AGED - PODANUR	390,479
185	ST. JOSEPH'S HOME FOR THE AGED - PORTA VADDO	135,819

GRANTS : SOCIAL PROTECTION

S.NO.	NAME OF THE AGENCIES	AMOUNT (In Rs.)
186	ST. JOSEPH'S PRASHANTH NIVAS	780,961
187	ST. MARY'S HOME	175,434
188	ST. TERESA'S MERCY HOME	356,526
189	ST. THOMAS HOME FOR THE AGED	147,139
190	ST. VINCENT DE PAUL SOCIETY	265,980
191	ST. VINCENT PROVIDENCE HOUSE(SISTERS OF THE DESTI,)	158,456
192	ST.ANTONY'S HOME-KATTUR	724,368
193	ST.MARY'S CONVENT	271,638
194	ST.VINCENT'S / MEA HOME	186,750
195	SUHRUTH SADAN	779,004
196	THE CENTRAL TIBETAN RELIEF COMMITTEE,DHARMASALA	125,606
197	TIBETAN CHOLSUM INDUSTRIAL SETTLEMENT	181,143
198	TIBETAN CHOLSUM INDUSTRIAL SOCIETY	79,178
199	TIBETAN HOMES FOUNDATION	181,092
200	TIBETAN'S WOMEN'S CENTRE	531,959
201	TIRUPATHI MAHILA GRAMODYOG KENDRA	249,002
202	TOLLYGUNGE HOMES,MARY COOPER HOME,CALCUTTA	96,204
203	UJJANI SENIOR CITIZENS FORUM	435,752
204	VISHRANTHI CHARITABLE TRUST	147,139
205	VIVEKANANDA KENDRA RURAL DEVELOP. PROG.,	249,002
206	VOLUNTARY ASSOCIATION FOR RURAL RECONSTRUCTION	249,002
207	WANGJING WOMEN & GIRLS SOC.,	265,980
208	WEST BENGAL GANDHI PEACE FOUNDATION	249,002
209	WOMEN	747,005
210	WOMEN'S INTERLINK FOUNDATION	300,000
211	WOMEN'S MUSLIMS ASSOCIATION	462,479
212	Y.M.C.A.	243,343
213	YOUNG WOMEN'S CHRISTIAN ASSOCIATION	363,088
214	YUVAK VIKAS SAMITI - VEDMANPUR	209,387

GRANTS : AGE CARE

S.NO.	NAME OF THE AGENCIES	AMOUNT (In Rs.)
1	ABHAYA ASHRAYA	81,000
2	AISCCON	200,000
3	AJANTA LALIT KALA AVAM SAMAJ KALYAN SAM	100,000
4	AWARE	31,540
5	BROTHERHOOD	234,075
6	CENTRE FOR LAW,POLICY&HUMAN RIGHTS	180,000
7	CLEAN AIR ISLAND	500,000
8	DELHI CHRISTIAN FRIEND IN NEED SOCIETY	275,000
9	ICARE CHARITABLE EYE HOSPITAL	634,625
10	NORTHPOINT HOSPITAL PVT.LTD.	1,188,000
11	SOC. FOR GERONTOLOGICAL RESEARCH	62,400
12	SOC.OF SIST. OF CHARITY GEROSA NILAYAM	250,000
13	ST.THOMAS MISSION SOCIETY	1,500,000
14	VEDAMUTHU ABRAHAM CHARITABLE TRUST	90,000
15	VEDAMUTHU ABRAHAM CHARITABLE TRUST	50,000
16	VUYIROLI WELFARE SOCIETY	90,000
17	YOUNG WOMEN'S CHRISTIAN ASSOCIATION	86,400

Details of Foreign Travels for the Year 2009-2010

Date	Name	Designation	Country	Purpose	Organisational Expenses	Sponsored Expenses
05.04.09 to 08.04.09	Mr. Mathew Cherian	Chief Executive	Delhi-London-Delhi	To Attend Meeting with Help The Aged	8,450	36,560
15.06.09 to 20.06.09	Mr. Rajeshwar Deverakonda	Head(SP&E)	Delhi-Kathmandu-Delhi	To Attend ECHO Training	27,191	
15.06.09 to 19.06.09	Ms. Anupama Datta	Deputy Director(R &D)	Delhi-Canada-Delhi	To Attend Meeting with Age Friendly Cities Evaluation	7,659	Ticket Provide from PHAC
03.09.09 to 06.09.09	Mr. Mathew Cherian	Chief Executive	Delhi-Switzerland-Delhi	To Attend Meeting with World demographic & ageing Forum	6,338	44,953
04.10.09 to 07.10.09	Mr. Mathew Cherian	Chief Executive	Delhi-London-Delhi	Attended the Meeting with Help The Aged	68,364	
27.09.09 to 03.10.09	Mr.Avenash Datta	Country Head(P & E)	Delhi-Netherland-Delhi	To Attend Meeting with Cord aid	35,397	77,561
11.10.09 to 25.10.09	Ms. Anupama Datta	Deputy Director(R &D)	Delhi-Malta-Delhi	To Participate in International Programme In Policy Formulation.	51,479	
22.03.10 to 26.03.10	Mr. Mathew Cherian	Chief Executive	Delhi-London-Delhi	To Attend Meeting with Help Age International	3,781	52,491
TOTAL					208,659	211,565

SALARY

SLAB OF GROSS SALARY + BENEFITS PAID TO STAFF PER MONTH (IN RS.)	MALE STAFF	FEMALE STAFF	TOTAL STAFF
LESS THAN 5,000	16	10	26
5,000-10,000	165	44	209
10,001-25,000	149	60	209
25,001-50,000	30	13	43
50,001-100,000	3	1	4
GREATER THAN 100,000	5	2	7
TOTAL	368	130	498

(INR)

DETAIL OF CORPUS DONATION RECEIVED UP TO F.Y.2009-10

NAME OF DONOR	AMOUNT
A.F.CURRIMBHOY & PARVEEN LALJEE (FAIZAN LALJEE)	300,000
BHANU SANGWAN	450,000
BRIG. ANIL ADLAKHA (RETD.)	50,000
C S CHUTTANI	4,500,000
DSP MERRILL LYNCH	133,000
ESTATE GULAB SINGH JAYASWAL	400,000
HARJAS RAI MAYA DEVI KHOLI TRUST	476,725
K. S. SRI KAND	50,000
KALPATHARU TRUST	300,000
KESHAV LAL DUGGAL	100,000
MR SUBHA JETTY-CORPUS	2,500,000
MR. C.D. LALA (MUMBAI)	150,000
MR. K.S. SRIKAND	300,000
MR. PRAMOD RANJAN DAS GUPTA	50,000
MR. SWAPAN DAS GUPTA	50,500
MRS.FRENI MOHD. ALI MERCHANT CHAR. TRUST	50,000
PALRIWALA FOUNDATION	102,000
SADGURU KAMU BABA FOUNDATION	65,000
SWAPAN DAS GUPTA	50,000
MR. DARIUS KHAMBATTA	50,000
MRS. MAYA NADKARNI	50,000
MR. SUDHEER RAGHAVAN	50,000
MR. MANOJ H. MODI	50,001
ASP SHIP MANAGEMENT (I) PVT LTD	60,000
MRS. SHIRIN BHARUCHA	60,000
GOODRICH MARITIME PVT LTD.	60,000
GENESIS DATA COMP PVT. LTD.	60,000
MR. SANJIVKUMAR AHIRE	60,000
QUALITY NEEDLES PVT LTD.	60,000
MR. R K JAIN	60,000
ASVIK VALVES PVT LTD.	101,000
SAMIRA HABITATS	120,000
MR. SHYAM GUPTA	120,000
BLA COKE PVT LTD.	180,000
VAYUDOOT DOMESTIC & INTERNATIONAL	300,000
MR K S SRIKAND	50,000
M/S SADGURU KAMUBABA FOUNDATION	50,000
BHANU SANGWAN	1,500,000
MR P K BALAKRISHNAN	50,000
MRS. FIROZA MEHROTRA	600,000
MR. J S IYER	100,000
SUPPORT DIRECT INDIA PVT. LTD.	225,000
DR. C S CHUTTANI	1,000,000
MR. VIRAG V. TULZAPURKAR	60,000
MR MAHESH CHANDRA SHARMA	72,000
GOODRICH MARITIME PVT. LTD.	60,000
MR. DARIUS J. KHAMBATA	60,000
MRS WILLY ENGINEER	80,000
MR UMESH VALECHA	120,000
MR. NIKHIL NAGLE	100,000
MS. ANIL KAPOOR	100,000
MR. SELWYN NORONHA	120,000
MR RAMASWAMY PERUMANGODE	200,000

NAME OF DONOR	AMOUNT
MR ABHAY NENE	75,000
MR. SITARAM GANESH RAJWADE	50,000
UBAH INSTRUMENTS PVT.LTD.	70,000
MRS SMITA S RAVANI	66,000
SHAYANA LINGOO BIDIWALA & CO.	50,000
FOR MAKERS DEVELOPMENT SERVICES PVT.LTD.	60,000
PINNACLE COMMODITIES PVT. LTD.	60,000
GENESISI DATACOMP PVT LTD	100,000
FLIGHT RAJA TRAVELS PVT LTD	50,000
MR RAVI MYIARAPU	60,000
ARMAAN EXPORTS	60,000
MR ABHIJIT GIRI	60,000
MRS BAMA BALASUBRAMANYAM	60,000
SCHOTT KAISHA PVT LTD.	60,000
MRS NIRMALA RAJASEKARAN	300,000
MISS. DOLLY MEHTA	200,000
MR MONI GEORGE	51,000
RAJSHAH ENTERPRISES	60,000
MRS GIRABEN SHAH	60,000
MR PIYUSH DESAI	60,000
ASTEC LIFE SCIENCES LTD.,	60,000
LUCID COLLOIDS LTD	60,000
MR SANJEEV PRSAD	60,000
MR ADITYA KAPADIYA	60,000
ORIFICE WORKS	60,000
MR CHANDRAMURTHY B S	100,000
CROSSEAS CAPITAL SERVICES PVT LTD	60,000
MR GANAPATHY VADLAMANI	100,000
CONCORDE DESIGNS PVT LTD	120,000
MR VISHWAS VIJAYKAR	75,000
MR IQBAL TAPIA	72,000
MASS DYE- CHEM PVT LTD	100,000
MR SHIRISH KULKARNI	60,000
MR RAJESH KUMAR BHATT	60,000
Individuals - each less than Rs. 50,000	127,405,065
GRAND TOTAL	146,129,291

DETAILS OF CORPUS FUND FROM 2009-10 (DONOR DETAILS)

NAME OF DONOR	OPENING BALANCE	ADDITIONS DURING THE FY 09-10	CLOSING BALANCE	FOR CAUSE
A F CURRIMBHOY (FAIZAN LALJEE)	100,000		100,000	ENDOWMENT FOR BLIND/MUTE/DEAF PEOPLE
A F.CURRIMBHOY & PARVEEN LALJEE (FAIZAN LALJEE)	200,000		200,000	ENDOWMENT FOR POOR CANCER PATIENTS
BHANU SANGWAN	450,000		450,000	CATARACT SURGERIES
BRIG. ANIL ADLAKHA (RETD.)	50,000		50,000	CATARACT SURGERIES
C.S.CHUTTANI	4,500,000		4,500,000	RECURRING COST OF ELDERS VILLAGE AT CUDDALORE
DSP MERRILL LYNCH	133,000		133,000	CATARACT SURGERIES
ESTATE GULAB SINGH JAYASWAL	400,000		400,000	AAG AND CATARACT SURGERIES
HARJAS RAI MAYA DEVI KHOLI TRUST	476,725		476,725	CATARACT SURGERIES
KALPATHARU TRUST	300,000		300,000	HELPAE INDIA'S OBJECTIVES
KESHAV LAL DUGGAL	100,000		100,000	CATARACT SURGERIES
K. S. SRI KAND	50,000		50,000	CATARACT SURGERIES
MR. C.D. LALA (MUMBAI)	150,000		150,000	CATARACT SURGERIES
MR. K.S. SRIKAND	300,000		300,000	CATARACT SURGERIES
MR. PRAMOD RANJAN DAS GUPTA	50,000		50,000	CATARACT SURGERIES
MRS.FRENI MOHD. ALI MERCHANT CHAR. TRUST	50,000		50,000	HELPAE INDIA'S OBJECTIVES
MR SUBHA JETTY-CORPUS	2,500,000		2,500,000	10 GRANS AND 25 CATARACT AND RS. 50000 FOR OLD AGE HOME AND RS. 50000 FOR CANCER AND LEPROSY
MR. SWAPAN DAS GUPTA	50,500		50,500	AAG / MMU
PALRIWALA FOUNDATION	102,000		102,000	AAG
SWAPAN DAS GUPTA	50,000		50,000	HELPAE INDIA'S OBJECTIVES
SADGURU KAMUBABA FOUNDATION	50,000		50,000	HELPAE INDIA'S OBJECTIVES
MR. DARIUS KHAMBATTA	50,000		50,000	HELPAE INDIA'S OBJECTIVES
MRS. MAYA NADKARNI	50,000		50,000	HELPAE INDIA'S OBJECTIVES
MR. SUDHEER RAGHAVAN	50,000		50,000	HELPAE INDIA'S OBJECTIVES
MR. MANOJ H. MODI	50,001		50,001	HELPAE INDIA'S OBJECTIVES
ASP SHIP MANAGEMENT (I) PVT LTD	60,000		60,000	HELPAE INDIA'S OBJECTIVES
MRS. SHIRIN BHARUCHA	60,000		60,000	HELPAE INDIA'S OBJECTIVES
GOODRICH MARITIME PVT LTD.	60,000		60,000	HELPAE INDIA'S OBJECTIVES
GENESIS DATA COMP PVT. LTD.	60,000		60,000	HELPAE INDIA'S OBJECTIVES
MR. SANJIVKUMAR AHIRE	60,000		60,000	HELPAE INDIA'S OBJECTIVES
QUALITY NEEDLES PVT LTD.	60,000		60,000	HELPAE INDIA'S OBJECTIVES
MR. R K JAIN	60,000		60,000	HELPAE INDIA'S OBJECTIVES
ASVIK VALVES PVT LTD.	101,000		101,000	HELPAE INDIA'S OBJECTIVES
SAMIRA HABITATS	120,000		120,000	HELPAE INDIA'S OBJECTIVES
MR. SHYAM GUPTA	120,000		120,000	HELPAE INDIA'S OBJECTIVES
BLA COKE PVT LTD.	180,000		180,000	HELPAE INDIA'S OBJECTIVES
VAYUDOOT DOMESTIC & INTERNATIONAL	300,000		300,000	HELPAE INDIA'S OBJECTIVES
MR K S SRIKAND	50,000		50,000	HELPAE INDIA'S OBJECTIVES
M/S SADGURU KAMUBABA FOUNDATION	50,000		50,000	HELPAE INDIA'S OBJECTIVES
BHANU SANGWAN		1,500,000	1,500,000	HELPAE INDIA'S OBJECTIVES
MR P K BALAKRISHNAN		50,000	50,000	HELPAE INDIA'S OBJECTIVES
MRS. FIROZA MEHROTRA		600,000	600,000	ADOPTING 4 GRANS AT TEV VILLAGE
MR. J S IYER		100,000	100,000	TO BE UTILISE FOR SAGP
SUPPORT DIRECT INDIA PVT. LTD.		225,000	225,000	HELPAE INDIA'S OBJECTIVES
DR. C S CHUTTANI		1,000,000	1,000,000	ADOPTING 14 AAG GRANS
MR. VIRAG V. TULZAPURKAR		60,000	60,000	HELPAE INDIA'S OBJECTIVES
MR MAHESH CHANDRA SHARMA		72,000	72,000	HELPAE INDIA'S OBJECTIVES
GOODRICH MARITIME PVT. LTD.		60,000	60,000	HELPAE INDIA'S OBJECTIVES
MR. DARIUS J. KHAMBATA		60,000	60,000	HELPAE INDIA'S OBJECTIVES
MRS WILLY ENGINEER		80,000	80,000	HELPAE INDIA'S OBJECTIVES
MR UMESH VALECHA		120,000	120,000	HELPAE INDIA'S OBJECTIVES
MR. NIKHIL NAGLE		100,000	100,000	HELPAE INDIA'S OBJECTIVES
MS. ANIL KAPOOR		100,000	100,000	HELPAE INDIA'S OBJECTIVES
MR. SELWYN NORONHA		120,000	120,000	HELPAE INDIA'S OBJECTIVES
MR RAMASWAMY PERUMANGODE		200,000	200,000	HELPAE INDIA'S OBJECTIVES
MR ABHAY NENE		75,000	75,000	HELPAE INDIA'S OBJECTIVES
MR. SITARAM GANESH RAJWADE		50,000	50,000	HELPAE INDIA'S OBJECTIVES
UBAH INSTRUMENTS PVT. LTD.		70,000	70,000	HELPAE INDIA'S OBJECTIVES
MRS SMITA S RAVANI		66,000	66,000	HELPAE INDIA'S OBJECTIVES
SHAYANA LINGOO BIDIWALA & CO.		50,000	50,000	HELPAE INDIA'S OBJECTIVES
FOR MAKERS DEVELOPMENT SERVICES PVT.LTD.		60,000	60,000	HELPAE INDIA'S OBJECTIVES
PINNACLE COMMODITIES PVT. LTD.		60,000	60,000	HELPAE INDIA'S OBJECTIVES
GENESISI DATACOMP PVT LTD		100,000	100,000	HELPAE INDIA'S OBJECTIVES
FLIGHT RAJA TRAVELS PVT LTD		50,000	50,000	HELPAE INDIA'S OBJECTIVES
MR RAVI MYIARAPU		60,000	60,000	HELPAE INDIA'S OBJECTIVES
ARMAAN EXPORTS		60,000	60,000	HELPAE INDIA'S OBJECTIVES
MR ABHIJIT GIRI		60,000	60,000	HELPAE INDIA'S OBJECTIVES
MRS BAMA BALASUBRAMANYAM		60,000	60,000	HELPAE INDIA'S OBJECTIVES
SCHOTT KAISHA PVT LTD.		60,000	60,000	HELPAE INDIA'S OBJECTIVES
MRS NIRMALA RAJASEKARAN		300,000	300,000	HELPAE INDIA'S OBJECTIVES
MISS. DOLLY MEHTA		200,000	200,000	HELPAE INDIA'S OBJECTIVES
MR MONI GEORGE		51,000	51,000	HELPAE INDIA'S OBJECTIVES
RAJSHAH ENTERPRISES		60,000	60,000	HELPAE INDIA'S OBJECTIVES
MRS GIRABEN SHAH		60,000	60,000	HELPAE INDIA'S OBJECTIVES
MR PIYUSH DESAI		60,000	60,000	HELPAE INDIA'S OBJECTIVES
ASTEC LIFE SCIENCES LTD.,		60,000	60,000	HELPAE INDIA'S OBJECTIVES
LUCID COLLOIDS LTD		60,000	60,000	HELPAE INDIA'S OBJECTIVES
MR SANJEEV PRSAD		60,000	60,000	HELPAE INDIA'S OBJECTIVES
MR ADITYA KAPADIYA		60,000	60,000	HELPAE INDIA'S OBJECTIVES
ORIFICE WORKS		60,000	60,000	HELPAE INDIA'S OBJECTIVES
MR CHANDRAMURTHY B S		100,000	100,000	HELPAE INDIA'S OBJECTIVES
CROSSEAS CAPITAL SERVICES PVT LTD		60,000	60,000	HELPAE INDIA'S OBJECTIVES
MR GANAPATHY VADLAMANI		100,000	100,000	HELPAE INDIA'S OBJECTIVES
CONCORDE DESIGNS PVT LTD		120,000	120,000	HELPAE INDIA'S OBJECTIVES
MR VISHWAS VIJAYKAR		75,000	75,000	HELPAE INDIA'S OBJECTIVES
MR IQBAL TAPIA		72,000	72,000	HELPAE INDIA'S OBJECTIVES
MASS DYE- CHEM PVT LTD		100,000	100,000	HELPAE INDIA'S OBJECTIVES
MR SHIRISH KULKARNI		60,000	60,000	HELPAE INDIA'S OBJECTIVES
MR RAJESH KUMAR BHATT		60,000	60,000	HELPAE INDIA'S OBJECTIVES
Individuals - each less than Rs. 50,000	38,009,982	89,410,083	127,420,065	
GRAND TOTAL	49,613,208	96,516,083	146,129,291	

HOW WE HONOUR YOUR TRUST

Fund Disbursement During 2009-2010

Total Fund Received Rs. 4457.27 Lacs

