


# Audited

## Accounts 2013-14





Flat 1109, New Delhi House (11<sup>th</sup> Floor)  
27 Barakhamba Road  
New Delhi 110001, INDIA  
Ph: + 91 11 23313016; + 91 11 41511495-96  
Fax: + 91 11 23310457  
Email: vsasso@vsnl.com

## Vishwanath, Singh & Associates

CHARTERED ACCOUNTANTS

Also at:  
Flat 10, Shankar Market  
Connaught Circus  
New Delhi 110001, INDIA  
Ph: + 91 11 23413173-74; + 91 11 23414024  
Fax: + 91 11 23414709

### INDEPENDENT AUDITORS' REPORT

#### TO THE MEMBERS OF HELPAge INDIA

#### REPORT ON THE FINANCIAL STATEMENTS

We have audited the accompanying financial statements of HelpAge India, a Society registered under the Societies Registration Act, 1860 which comprises the Balance Sheet as at March 31, 2014, the related Income and Expenditure Account and the Cash Flow Statement of the Society for the year ended on that date and the summary of significant accounting policies and notes to accounts.

#### MANAGEMENT'S RESPONSIBILITY FOR THE FINANCIAL STATEMENTS

The Society's Management is responsible for the preparation of these financial statements that give a true and fair view of the financial position, financial performance and cash flows of the Society in accordance with the Accounting Standards prescribed by the Institute of Chartered Accountants of India [ICAI]. This responsibility includes the design, implementation and maintenance of internal control relevant to the preparation and presentation of the financial statements that give a true and fair view and are free from material misstatement, whether due to fraud or error.

#### AUDITOR'S RESPONSIBILITY

Our responsibility is to express an opinion on these financial statements based on our audit. We conducted our audit in accordance with the Standards on auditing generally accepted in India. Those Standards require that we comply with ethical requirements and plan and perform the audit to obtain reasonable assurance about whether the financial statements are free of material misstatement. An audit includes, examining, on test basis evidence supporting the amount & disclosures in the financial statements.

An audit involves performing procedures to obtain audit evidence, about the amounts and disclosures in the financial statements. The procedures selected depend on our judgment, including the assessment of the risks of material misstatement of the financial statements, whether due to fraud or error. In making those risk assessments, we consider internal control relevant to the Society's preparation and fair presentation of the financial statements in order to design audit procedures that are appropriate in the circumstances. An audit also includes evaluating the appropriateness of accounting policies used and the reasonableness of the accounting estimates made by Management, as well as evaluating the overall presentation of the financial statements.

We believe that the audit evidence we have obtained is sufficient and appropriate to provide a basis of our audit opinion.



#### AUDITOR'S OPINION

In our opinion and to the best of our information and according to the explanations given to us, the accompanying financial statements give a true and fair view in conformity with the accounting principles generally accepted in India:

- a) In the case of the Balance Sheet, of the state of affairs of the Society as at March 31, 2014;
- b) In the case of Income and Expenditure Account, of the excess of Income over expenditure for the year ended on that date; and
- c) In the Cash Flow Statement, of the cash flows of the society for the year ended on that date.

#### REPORT ON OTHER LEGAL AND STATUTORY REQUIREMENTS

We report that:

- a) We have obtained all the information and explanations, which to the best of our knowledge and belief were necessary for the purposes of our audit;
- b) In our opinion, proper books of account have been kept by the Society so far as appears from our examination of those books;
- c) The Balance Sheet, the Income & Expenditure Account and the Cash Flow Statement dealt with by this report are in agreement with the books of account;
- d) In our opinion, the Balance Sheet, the Income and Expenditure Account and the Cash Flow Statement dealt with by this report have been prepared in compliance with the applicable accounting standards issued by the Institute of Chartered Accountants of India.

Place: New Delhi

Date: 01/08/2014



For and on behalf of  
Vishwanath, Singh & Associates  
Chartered Accountants  
Firm Registration No 004316N

*D Subramanian*

D Subramanian  
Partner  
Membership No 84625

**BALANCE SHEET AS AT MARCH 31, 2014**

(All amounts in ₹ thousands, unless otherwise stated)

	Schedule No.	As at March 31, 2014	As at March 31, 2013
<b>SOURCES OF FUNDS</b>			
Corpus and Reserve Balances	1	478,398	420,215
<b>TOTAL</b>		<b>478,398</b>	<b>420,215</b>
<b>APPLICATION OF FUNDS</b>			
<b>FIXED ASSETS</b>			
Total Assets	2	237,077	213,555
Less: Funded from Capital Grants		(131,967)	(108,584)
Gross Block		105,110	104,971
Less : Accumulated Depreciation		(71,441)	(63,777)
Net Block		33,669	41,194
Capital work in Progress		326	-
<b>INVESTMENTS</b>	3	471,068	425,801
<b>CURRENT ASSETS, LOANS AND ADVANCES</b>			
Cash and Bank Balances	4	118,189	102,526
Loans and Advances	5	56,220	52,209
Other Current Assets	6	3	86
		174,412	154,821
Less : Current Liabilities and Provisions			
Current Liabilities	7	187,626	189,813
Provisions	8	13,451	11,788
		201,077	201,601
Net Current Assets		(26,665)	(46,780)
<b>TOTAL</b>		<b>478,398</b>	<b>420,215</b>
Significant Accounting Policies and Notes to Accounts	14		

The schedules referred to above form an integral part of the Balance Sheet

This is the Balance Sheet referred to in our report of even date

For and on behalf of  
Vishwanath, Singh & Associates  
FRN: 004316N  
Chartered Accountants

*D. Subramanian*

D. Subramanian  
Partner  
Membership No. 084625

Place: New Delhi

Date: 01/08/2014



For and on behalf of  
HelpAge India

*Geeta Mathur*  
Geeta Mathur  
Chief Financial Officer

*Shanta Chatterji*  
Shanta Chatterji  
Treasurer

*Mathew Cherian*  
Mathew Cherian  
Chief Executive Officer

*Amal Ganguli*  
Amal Ganguli  
Chairman





**INCOME AND EXPENDITURE ACCOUNT FOR THE YEAR ENDED MARCH 31, 2014**

(All amounts in ₹ thousands, unless otherwise stated)

	Schedule No.	For the year ended March 31, 2014	For the year ended March 31, 2013
<b>INCOME</b>			
<b>GRANTS / DONATIONS</b>			
[Refer Note 1(ix)(a) & 17 on Schedule 14]			
Received during the year		653,547	605,347
Add : Unutilised Restricted Grants/Donations brought forward		143,524	151,253
Less : Brought forward Restricted Grants/Donations written back		(7,626)	-
Less : Unutilised Restricted Grants/Donations carried forward		(157,817)	(143,524)
		<b>631,628</b>	<b>613,076</b>
Other Income	9	71,903	50,938
Surplus from alternate channels available for application to project:	10	827	1,386
<b>GROSS INCOME</b>		<b>704,358</b>	<b>665,400</b>
Less: Grants utilised for acquisition of Capital Assets for application to projects		(23,383)	(17,225)
<b>NET INCOME</b>		<b>680,975</b>	<b>648,175</b>
<b>EXPENDITURE</b>			
Net Fund Raising Cost	11	165,136	148,494
<b>Net Funds Available for Projects</b>		<b>515,839</b>	<b>499,681</b>
Application to Projects for the Welfare of The Aged	12	472,222	439,645
Governance Cost	13	24,655	20,228
<b>Excess of income over expenditure before depreciation</b>		<b>18,962</b>	<b>39,808</b>
Depreciation & Amortisation		11,759	14,319
<b>Excess of income over expenditure for the year</b>		<b>7,203</b>	<b>25,489</b>

Significant Accounting Policies and Notes to Accounts

14

The schedules referred to above form an integral part of the Income and Expenditure Account

This is the Income and Expenditure Account referred to in our report of even date

For and on behalf of  
Vishwanath, Singh & Associates  
FRN: 004316N  
Chartered Accountants

D. Subramanian  
Partner  
Membership No. 084625

Place: New Delhi  
Date: 01/08/2014



For and on behalf of  
HelpAge India

Geeta Mathur  
Chief Financial Officer

Shanta Chatterji  
Treasurer

Mathew Cherian  
Chief Executive Officer

Amal Ganguly  
Chairman



**CASH FLOW STATEMENT FOR THE YEAR ENDED MARCH 31, 2014**

(All amounts in ₹ thousands, unless otherwise stated)

[Refer Note 13 on Schedule 14]

	For the year ended March 31, 2014	For the year ended March 31, 2013
<b>Cash flows from operating activities</b>		
Donation Received	646,766	597,885
Receipt from sale of Greeting cards and other items	5,249	5,643
Other Receipts	8,144	9,977
Payments to vendors for Expenses	(281,701)	(228,080)
Fund Raising Commission	(115,302)	(103,558)
Application to projects for welfare of the aged through Partner Agencies	(57,593)	(78,389)
Manpower	(220,907)	(187,406)
Other cash receipts/payments	273	(282)
<b>Cash generated from /(used in) Operations Total</b>	<b>(15,071)</b>	<b>15,790</b>
<b>Cash flows from other operating activities</b>		
<b>Payment of Loans, advances etc.</b>		
Loans to Employees	(309)	263
Advances to Vendors & Employees	5,857	(10,248)
Prepaid Expenses	(2,603)	(1,289)
Security Deposits	(127)	(72)
<b>Proceeds repayment of loans &amp; advances</b>		
Refund of Project Grant disbursed in earlier years	-	536
Payment of income taxes	(2,882)	(2,429)
<b>Cash flows from /(used in) other operating activities total</b>	<b>(64)</b>	<b>(13,239)</b>
<b>Net cash flow from /(used in) Operating Activities</b>	<b>(15,135)</b>	<b>2,551</b>
<b>Cash Flow from Investing Activities</b>		
<b>Purchase/development of assets</b>		
Purchase of Tangible fixed assets	(4,618)	(8,352)
Purchase of Project assets	(23,383)	(17,225)
<b>Proceeds from sale/disposal of Assets</b>		
Proceeds from sale/disposal of Tangible fixed assets	244	244
<b>Purchase of securities and other investments</b>		
Payments for investments in bank deposits	(40,207)	(62,151)
Purchase of Mutual Funds	(262,900)	(404,384)
<b>Proceeds from sale/disposal/maturity of securities and other investments</b>		
Proceeds from maturity of bank deposits	26,088	-
Proceeds from disposal of Mutual Funds	244,591	375,170
Proceeds from disposal of other investments	-	1,028
<b>Interest received from investments</b>		
Interest received from bank deposits	14,028	-
Interest received on savings bank	873	14,281
<b>Dividend received from investments</b>		
Dividend received from mutual funds	10,669	3,614
<b>Net cash flow from /(used in) Investing Activities</b>	<b>(34,615)</b>	<b>(97,775)</b>

  
**Geeta Mathur**  
Chief Financial Officer  
HelpAge India

  
**Mathew Cherian**  
Chief Executive Officer  
HelpAge India



  
**Shanta Chatterji**  
Treasurer Governing Body  
HelpAge India

  
**Amal Ganguli**  
Chairman Governing Body  
HelpAge India



**CASH FLOW STATEMENT FOR THE YEAR ENDED MARCH 31, 2014**

(All amounts in ₹ thousands, unless otherwise stated)

[Refer Note 13 on Schedule 14]

	For the year ended March 31, 2014	For the year ended March 31, 2013
<b>Cash Flow from Financing Activities</b>		
Receipt for Corpus Funds	62,739	41,848
Net cash flow from / (used in) Financing activities	62,739	41,848
Net increase / (decrease) in cash and cash equivalents during the year	12,989	(53,376)
Cash and Cash Equivalents at the beginning of the year	61,835	115,211
Cash and Cash Equivalents at the end of the year	74,824	61,835
Add : Fixed Deposits classified in Investing Activity	43,365	40,676
Cash and Bank Balance as reported in balance sheet	118,189	102,511

Significant Accounting Policies and Notes to Accounts

14

The schedules referred to above form an integral part of the Cash Flow Statement

This is the Cash Flow Statement referred to in our report of even date

For and on behalf of  
Vishwanath, Singh & Associates  
FRN: 004316N  
Chartered Accountants

*D. Subramanian*  
D. Subramanian  
Partner  
Membership No. 084625



Place: New Delhi

Date: 01/08/2014

For and on behalf of  
HelpAge India

*Geeta Mathur*  
Geeta Mathur  
Chief Financial Officer

*Shanta Chatterji*  
Shanta Chatterji  
Treasurer

*Mathew Cherian*  
Mathew Cherian  
Chief Executive Officer

*Amal Ganguli*  
Amal Ganguli  
Chairman



SCHEDULES ATTACHED TO AND FORMING PART OF THE BALANCESHEET  
(All amounts in ₹ thousands, unless otherwise stated)

**SCHEDULE 1 - CORPUS AND RESERVE BALANCES**

(Refer Note 1(iii), 14 & 15 on Schedule 14)

	As at March 31, 2014	As at March 31, 2013
<b>Corpus Fund *</b>		
Opening Balance	339,491	297,643
Add: Corpus Received during the year	62,739	41,848
Less: Amount Transferred to Fixed Assets Replacement Reserve	(13,886)	-
Less: Amount Transferred to Income & Expenditure Account <sup>#1</sup>	(10,396)	-
	<u>377,948</u>	<u>339,491</u>
<b>Designated Reserves</b>		
Disaster Reserves - Opening Balance	7,500	5,000
Add: Transferred from General Purpose Reserve	-	2,500
	<u>7,500</u>	<u>7,500</u>
<b>Fixed Assets Replacement Reserve</b>		
Transferred From Corpus Fund	13,886	-
Less: Amount Transferred to General Purpose Reserve <sup>#2</sup>	(696)	-
Less: Amount Transferred to Income & Expenditure Account <sup>#3</sup>	(1,363)	-
	<u>11,827</u>	<u>-</u>
<b>General Purpose Reserve</b>		
Opening Balance	73,224	50,235
Add : Excess of Income over Expenditure for the year	7,203	25,489
Less: Transferred to Designated Reserves - Disaster Reserves	-	(2,500)
Add : Transferred from Fixed Assets Replacement Reserve	696	-
	<u>81,123</u>	<u>73,224</u>
	<u><u>478,398</u></u>	<u><u>420,215</u></u>

\* Includes ₹ 61,929 (Previous year ₹ 41,604) and on a cumulative basis ₹ 370,761 (Previous Year ₹ 308,833) respectively, received towards building a general corpus reserve for HelpAge India's work in terms of approval received under section 80GGA/section 35AC Income Tax Act, 1961 vide letter No. F.No. 270/198/2005/NC dated 19.03.2012.

<sup>#1</sup> Current year depreciation of ₹ 10,396 on fixed assets purchased prior to April 1, 2012 out of general unrestricted funds has been recouped from the corpus funds and transferred to Other Income.


<sup>#2</sup> Depreciation of ₹ 696 for the FY 12-13 on fixed assets purchased during the financial year 2012-13 out of corpus funds has been recouped from the Fixed Assets Replacement Reserve and transferred to General Purpose Reserve.

<sup>#3</sup> Current year depreciation of ₹ 1,363 on fixed assets purchased on or after 01.04.2012 out of corpus funds has been recouped from the Fixed Assets Replacement Reserve and transferred to Other Income.

  
**Geeta Mathur**  
Chief Financial Officer  
HelpAge India

  
**Mathew Cherian**  
Chief Executive Officer  
HelpAge India

  
**Shanta Chatterji**  
Treasurer Governing Body  
HelpAge India

  
**Amal Ganguli**  
Chairman Governing Body  
HelpAge India





**SCHEDULES ATTACHED TO AND FORMING PART OF THE BALANCE SHEET**  
(All amounts in ₹ thousands, unless otherwise stated)

**SCHEDULE 2 - FIXED ASSETS**  
(Refer Note 1(iv) and 1(v) on Schedule 14)

	GROSS BLOCK				DEPRECIATION			NET BLOCK	
	As on April 01, 2013	Additions for the year	Sales / Adjustments for the year	As on March 31, 2014	Upto March 31, 2013	For the year	On Adjustments / Sales	Upto March 31, 2014	As on March 31, 2014
TANGIBLE ASSETS									
Land									
Freehold	3,542	-	2	3,540	-	-	-	-	3,542
Leasehold	125	-	-	125	-	-	-	-	125
Building	29,609	-	-	29,609	10,607	740	-	11,347	18,262
Air Cooling Plant and Air Conditioners	1,001	210	29	1,182	651	166	29	788	394
Electrical Fittings	2,447	1,530	14	3,963	782	380	14	1,148	2,815
Furniture & fixtures	4,015	403	20	4,398	3,220	210	20	3,410	988
Medical Equipments	11,962	455	-	12,417	6,435	2,226	-	8,661	3,756
Office Equipments	4,158	400	418	4,140	3,539	536	418	3,657	483
Computers	14,707	918	880	14,745	11,717	2,068	825	12,960	1,785
Vehicles	13,970	375	2,446	11,899	11,924	925	2,446	10,403	1,496
INTANGIBLE ASSETS									
Computer Software	19,435	-	343	19,092	14,902	4,508	343	19,067	25
Total	104,971	4,791	4,152	105,110	63,777	11,759	4,095	71,441	33,669
Previous Year	95,934	9,595	558	104,971	49,980	14,319	522	63,777	41,194
									45,954

**Note :**

- Fixed assets exclude
  - Immovable properties purchased either from specific grants upto date or received in kind, as follows :
    - HelpAge India - NDTV viewer's Elder's village, Cuddalore, Tamil Nadu valued at ₹ 19,610.
    - Freehold Land measuring Two Bighas in Patiala district, Punjab valued at ₹ 351
    - 12 kharas of Land at Jhajarpur, Bihar gifted to the Society on which Community Centre has been constructed by the Society in the earlier years
    - Dwelling house bearing Ward No 4 Block No 28, Cooks Nagar Nagapattinam - valued at ₹ 870 out of which funded by the Society ₹ 450
  - ₹ 23,383 (Previous year ₹ 17,225) and on a cumulative basis ₹ 131,967 (Previous year ₹ 108,584) respectively, being assets funded from capital grants received for application to projects.
- HelpAge India has the right to use two rooms each at the Old Age Homes run by Harmit Trust and Servants of the People Society by virtue of endowments made of ₹ 1,200 and ₹ 700 respectively towards construction and furnishing of Old Age Homes.
- Sales/Adjustments during the year includes:
  - Adjustment based on physical verification of fixed assets to Gross Block of ₹ 1,444 (Previous year Nil) and Accumulated depreciation of ₹ 1,387 (Previous year Nil) in relation to fixed assets written off during the current financial year having written down value of ₹ 57 (Previous year Nil).
  - Amount of ₹ 2 paid towards cost of land at Chennai written off in view of Society's decision to surrender the land which is encroached and not in its possession.



*Geeta Mathur*  
**Geeta Mathur**  
Chief Executive Officer  
HelpAge India

*Mathew Cherian*  
**Mathew Cherian**  
Chief Executive Officer  
HelpAge India

*Shanta Chatterji*  
**Shanta Chatterji**  
Treasurer Governing Body  
HelpAge India

*Amal Ganguli*  
**Amal Ganguli**  
Chairman Governing Body  
HelpAge India



**SCHEDULES ATTACHED TO AND FORMING PART OF THE BALANCE SHEET**

**SCHEDULE 3 - INVESTMENTS**

(All amounts in ₹ thousands, unless otherwise stated)

[Refer Note 1(vi) & 14 on schedule 14]

	As at March 31, 2014 ₹			As at March 31, 2013 ₹	
	Face Value (₹)	Nos.	Amount	Nos.	Amount
<b>LONG TERM INVESTMENTS</b>					
<b>CORPUS</b>					
Birla SunLife Capital Protection Fund Growth Series 7	10	200,000	2,000	200,000	2,000
Birla SunLife Capital Protection Fund Growth series 8	10	-	-	250,000	2,500
Birla SunLife Dynamic Bond Fund Growth	10	-	-	238,286	4,500
Birla SunLife Frontline Equity Fund Dividend	10	606,877	13,000	-	-
Birla Sun Life Medium Term Plan- Growth- Regular Plan Growth	10	401,104	6,000	-	-
Canara Robeco Equity Diversified Fund Dividend	10	414,354	11,000	414,354	11,000
Canara Robeco Equity Diversified Fund Growth	10	-	-	71,184	4,000
DSP Black Rock Top 100 Equity Fund Dividend	10	313,171	7,000	313,171	7,000
DSP Black Rock World Energy Fund Growth	10	-	-	366,784	4,500
Franklin India Bluechip Fund Growth	10	-	-	9,563	2,000
Franklin Templeton Fixed Tenure Fund Series XV Growth	10	-	-	100,000	1,000
Franklin Templeton Fixed Tenure Series XII Plan C Growth	10	500,000	5,000	500,000	5,000
HDFC Equity Fund Dividend	10	282,827	12,700	223,114	10,200
HDFC FMP 370D Aug 2013(3) Series 27 Regular- Growth	10	1,500,000	15,000	-	-
HDFC Top 200 Fund Dividend	10	146,720	6,000	146,720	6,000
HDFC Top 200 Fund Growth	10	-	-	10,166	2,000
ICICI Pru Capital Pro Oriented Fund Series V 60 Months plan	10	200,000	2,000	200,000	2,000
ICICI Pru Focused Bluechip Equity Fund Reg Dividend	10	-	-	-	-
ICICI Prudential Balanced Advantage Fund Dividend	10	405,605	5,500	-	-
ICICI Prudential Dynamic Plan Growth	10	-	-	24,006	2,500
ICICI Prudential Equity Volatility Advantage Fund Dividend	10	-	-	-	-
ICICI Prudential FMP Series 68-369 Days Plan K Growth	10	650,000	6,500	-	-
ICICI Prudential FMP Series 69-366 Days Plan G Growth	10	1,500,000	15,000	-	-
ICICI Prudential Focused Bluechip Equity Fund Growth	10	7,545	123	506,832	8,123
ICICI Prudential Focused Bluechip Equity Fund Regular plan Dividend	10	614,463	11,000	334,821	6,000
ICICI Prudential Income Opportunities Fund Regular Plan Growth	10	-	-	327,302	5,000
IDFC Dynamic Bond Fund Plan A Growth	10	-	-	605,684	12,000
IDFC Fixed Term Series 27 Regular -Growth	10	1,260,000	12,600	-	-
IDFC Premier Equity Fund Plan A Growth	10	-	-	61,974	2,000
IDFC Sterling Equity Fund Dividend/P	10	-	-	401,913	6,000
IDFC Sterling Equity Fund Plan Dividend	10	678,131	10,000	276,218	4,000
Reliance Dual Advantage Fund Growth	10	500,000	5,000	500,000	5,000
Reliance Dynamic Bond Fund Growth	10	-	-	256,267	4,000
Reliance Equity Opportunities Fund Dividend	10	765,474	19,500	765,474	19,500
Reliance Regular Savings Fund Debt Growth	10	447,495	7,500	-	-
Reliance Top 200 Fund Dividend	10	681,570	7,500	681,570	7,500
SBI Capital Protection Oriented Fund Series II	10	140,000	1,400	140,000	1,400
SBI Emerging Business Fund Dividend	10	199,897	3,900	199,897	3,900
SBI Magnum Emerging Business Fund Dividend/P	10	347,222	7,000	347,222	7,000
SBI Magnum Income Fund Regular Plan Growth	10	232,890	7,000	-	-
SBI Magnum Umbrella Emerging Business Fund Dividend	10	393,082	7,500	393,082	7,500
SBI SDFS 366 Days-35 Growth	10	1,000,000	10,000	-	-
Templeton India Corporate Bond Opportunities Fund Growth	10	1,051,886	11,300	1,051,886	11,300
Templeton India Growth Fund Growth	10	9,087	1,200	9,087	1,200
Templeton India Income Opportunities Fund Growth	10	792,442	11,000	426,971	5,000
Templeton India Income Opportunities Fund -Growth	10	-	-	-	-
Templeton India Short Term Income Plan Growth	1000	3,326	8,200	6,102	13,800
UTI Opportunities Fund Dividend	10	-	-	-	-
UTI Opportunities Fund Growth	10	277,224	4,102	752,393	21,241
UTI Short Term Income Fund - Institutional Option - Growth	10	-	-	186,004	2,600
UTI Short Term Income Fund - Institutional Option - Regular Growth	10	-	-	310,957	6,000
UTI Short Term Income Fund Growth	10	961,873	14,200	336,409	6,500
HDFC Liquid - Cumulative Deposits			58,767		49,801
HDFC Liquid Non Cumulative Deposits			43,500		29,700
HDFC Bank Limited (Fixed Deposits)			5,000		5,000



**Geeta Mathur**  
Office

**Mathew Cherian**  
Chief Executive Officer  
HelpAge India

**Shanta Chatterjee**  
HelpAge India

**Amal Ganguli**  
Chairman Governing Body  
HelpAge India

**SCHEDULES ATTACHED TO AND FORMING PART OF THE BALANCE SHEET**

**SCHEDULE 3 - INVESTMENTS**

(All amounts in ₹ thousands, unless otherwise stated)

[Refer Note 1(vi) & 14 on schedule 14]

	As at March 31, 2014 ₹			As at March 31, 2013 ₹		
Face Value (₹)	Nos.	Amount		Nos.	Amount	
National Housing Bank (Sunidhi Term Deposit)		1,331			1,239	
State Bank of India (Term Deposits)		2,500			2,500	
<b>Sub Total - A</b>		<b>377,823</b>			<b>321,004</b>	
<b>NON - CORPUS</b>						
Reliance Fixed horizon Fund - XX- Series 31 Growth	10	-		250,000	2,500	
Templeton India Growth Fund Growth	10	37,807	4,236	37,807	4,236	
Templeton India Low Duration Fund Growth	10	-	-	369,541	4,533	
L & T FMP Series VIII Plan D Growth	10	1,000,000	10,000	-	-	
HDFC Limited		-			11,340	
Hongkong & Shanghai Banking Corporation Limited (Fixed deposit)		-			89	
<b>Sub Total - B</b>		<b>14,236</b>			<b>22,698</b>	
<b>TOTAL (C = A+B)</b>		<b>392,059</b>			<b>343,702</b>	
<b>CURRENT INVESTMENTS</b>						
<b>NON-CORPUS</b>						
Birla Sun Life Savings Fund Growth	100	56,467	13,546	91,293	20,251	
IDFC Ultra Short Term Fund Growth	10	838,791	14,719	1,257,215	20,291	
Templeton India Ultra Short Bond Fund Super Institutional Plan Growth	10	1,138,472	18,248	1,340,783	20,289	
UTI Short Term Income Fund Growth	10	190,910	2,800	129,076	2,500	
Templeton India Low Duration Fund Growth	10	366,166	4,900	-	-	
UTI Treasury Advantage Fund Institutional Plan Growth	100	11,771	19,796	11,967	18,768	
UTI Fixed Income Interval Fund - III Quarterly Interval Plan Growth	10	293,677	5,000	-	-	
<b>Sub Total - D</b>		<b>79,009</b>			<b>82,099</b>	
<b>GRAND TOTAL [C+D]</b>		<b>471,068</b>			<b>425,801</b>	

Aggregate net asset value of mutual fund investments as at year end is ₹ 379,094 [previous year ₹ 327,912]

  
**Geeta Mathur**  
Chief Financial Officer  
HelpAge India

  
**Mathew Cherian**  
Chief Executive Officer  
HelpAge India

  
**Shanta Chatterji**  
Treasurer Governing Body  
HelpAge India

  
**Amal Ganguli**  
Chairman Governing Body  
HelpAge India



**SCHEDULES ATTACHED TO AND FORMING PART OF THE BALANCE SHEET**  
(All amounts in ₹ thousands, unless otherwise stated)

**SCHEDULE 4 - CASH AND BANK BALANCES**

(Refer Note 1(x) on Schedule 14)

**Cash & Cash Equivalents**

	As at March 31, 2014	As at March 31, 2013
Cash in Hand	1,763	1,371
Cheques in Hand	6,914	19,213
Amount in Transit	1,885	1,050
Franking Machine (Stamps in Hand)	37	60
<b>Balances with Banks in :</b>		
- Deposits with original maturity of three months or less	51,000	10,500
- Saving/ Current Accounts	13,225	29,656
	<u>74,824</u>	<u>61,850</u>

**Other Bank Balances**

- Deposits with original maturity of more than three months	43,365	40,676
	<u>118,189</u>	<u>102,526</u>

**SCHEDULE 5 - LOANS AND ADVANCES**

(Unsecured, considered good unless stated otherwise)

Advances to Staff	1,594	2,672
Unused Stock of (as valued and certified by the management)		
- Medicines	6,295	4,803
- Advocacy and Value education items	3,825	3,842
Stock in Transit	626	-
Prepaid Expenses	1,228	2,079
Advances recoverable in cash or in kind or for value to be received		
- Considered Good	4,698	7,984
- Considered Doubtful	141	144
Application money in Mutual Funds pending Allotment	-	1,500
Capital Advance	914	1,041
Security Deposits	1,403	1,019
Other Receivables		
- Grants / Donations receivable		
- Considered Good	25,770	19,538
- Considered Doubtful	548	-
- Other receivables	266	609
- Interest accrued but not due	158	564
- Value Added Tax	2	-
- Income Tax Recoverable		
- Considered Good	9,441	6,558
- Considered Doubtful	68	68
	<u>36,253</u>	<u>27,337</u>
	<u>56,977</u>	<u>52,421</u>
	<u>(757)</u>	<u>(212)</u>
	<u>56,220</u>	<u>52,209</u>

Less: Provision for Doubtful Advances / Receivables

**SCHEDULE 6 - OTHER CURRENT ASSETS**

Sundry Debtors (Unsecured, considered good) - on account of sale of greeting cards	3	86
	<u>3</u>	<u>86</u>

**SCHEDULE 7 - CURRENT LIABILITIES**

Sundry Creditors	26,773	42,117
[Refer Note 4 on Schedule 14]		
Book Overdraft in savings account	-	15
Liabilities on account of Restricted Funds		
- Foreign Funded Projects	54,334	29,626
- Local Funded Projects	103,483	113,898
Other Liabilities		
	<u>157,817</u>	<u>143,524</u>
	<u>3,036</u>	<u>4,157</u>
	<u>187,626</u>	<u>189,813</u>

**SCHEDULE 8 - PROVISIONS**

Provision for Leave Encashment (Refer Note 1(viii)(b) on Schedule 14)	9,205	7,748
Provision for Gratuity (Refer Note 1(viii)(b) on Schedule 14)	4,246	4,040
	<u>13,451</u>	<u>11,788</u>



**Geeta Mathur**  
Chief Financial Officer  
HelpAge India

**Mathew Cherian**  
Chief Executive Officer  
HelpAge India

**Shanta Chatterji**  
Member Governing Body  
HelpAge India

**Amal Ganguli**  
Chairman Governing Body  
HelpAge India



**SCHEDULES ATTACHED TO AND FORMING PART OF THE INCOME AND EXPENDITURE ACCOUNT**  
(All amounts in ₹ thousands, unless otherwise stated)

	For the year ended March 31, 2014	For the year ended March 31, 2013
<b>SCHEDULE 9 - OTHER INCOME</b>		
(Refer Note 1(ix)(b) on Schedule 14)		
Refund of Project Grant disbursed in earlier years	-	536
Profit on sale/redemption of mutual funds		
- Long Term	7,649	18,002
- Current	7,880	4,185
Interest on deposits and savings account with banks	14,494	14,416
Dividend from investments in mutual funds	10,669	3,614
Liabilities/Provisions written back [Refer Note 16 on Schedule 14]	11,064	-
Profit on sale of fixed assets	244	208
Foreign Exchange Gain	-	546
Depreciation recouped from Corpus Funds and Fixed assets replacement reserve	11,759	-
Miscellaneous Income	8,144	9,431
	<b>71,903</b>	<b>50,938</b>

**SCHEDULE 10 - SURPLUS FROM ALTERNATE CHANNELS**  
(Refer Note 1(ix)(b) on Schedule 14)

<b>Income</b>		
Sale of Greeting Cards and other items	3,667	4,017
Royalty / Commission on Greeting Cards	1,500	1,500
	<b>5,167</b>	<b>5,517</b>
<b>Expenditure</b>		
Purchase of greeting cards and other items	2,772	2,620
Manpower	451	455
Travelling and Conveyance	72	71
Printing and Stationery	43	17
Postage	390	397
Other Expenses	580	526
Bad Debts	32	45
	<b>4,340</b>	<b>4,131</b>
<b>Net Surplus from Alternate Channels available for application to projects</b>	<b>827</b>	<b>1,386</b>

**SCHEDULE 11 - FUND RAISING COST**

Manpower	15,356	12,540
Travelling and Conveyance	3,425	2,606
Vehicle Running	113	77
Advertisement	2	20
Purchase of Donor Data	2,759	2,262
Data Mining	1,685	1,507
Electricity and Water	144	137
Legal and Professional	1,011	4
Fund Raising Commission [Refer Note 6 on Schedule 14]	115,302	104,424
Postage	27,185	27,445
Printing and Stationery	17,323	13,670
Rent, Rates and Taxes	221	216
Computer Expenses	389	343
Repairs and Maintenance	237	256
Seminar and Conference	500	25
Staff Welfare	360	317
Telephone	118	130
Telecalling [Direct Mail Appeal]	4,859	5,538
Web Marketing	7,325	7,217
Office and Miscellaneous	736	887
	<b>199,050</b>	<b>179,621</b>

**Allocations:** (Refer Note 2 on Schedule 14)

From: Governance and Central Support Costs	16,233	13,964
To: Advocacy, Communication and Social Mobilisation	(50,147)	(45,091)
<b>Net Fund Raising Cost</b>	<b>165,136</b>	<b>148,494</b>



*Geeta Mathur*  
**Geeta Mathur**  
Chief Financial Officer  
HelpAge India

*Mathew Cherian*  
**Mathew Cherian**  
Chief Executive Officer  
HelpAge India

*Shanta Chatterji*  
**Shanta Chatterji**  
Member Governing Body  
HelpAge India

*Amal Ganguli*  
**Amal Ganguli**  
Chairman Governing Body  
HelpAge India



SCHEDULES ATTACHED TO AND FORMING PART OF THE INCOME AND EXPENDITURE ACCOUNT  
(All amounts in ₹ thousands, unless otherwise stated)

**SCHEDULE 12 - APPLICATION TO PROJECTS FOR THE WELFARE OF THE AGED**

[Refer Note 1(x) on schedule 14]

Projects	For the year ended March 31, 2014		For the year ended March 31, 2013	
<b>Health</b>				
- Direct	135,656		100,284	
- Through Partner Agencies	19,630	155,286	41,865	142,149
<b>Social Protection</b>				
- Direct	15,286		62,788	
- Through Partner Agencies	21,063	36,349	26,011	88,799
<b>Disaster Management</b>				
- Direct	34,237		14,774	
- Through Partner Agencies	848	35,085	1,268	16,042
<b>Agecare Programme</b>				
- Direct	58,408		27,066	
- Through Partner Agencies	15,587	73,995	7,317	34,383
<b>Advocacy Communication &amp; Social Mobilisation</b>				
- Direct	61,209		56,793	
- Through Partner Agencies	465		1,929	
<b>Allocation : [Refer Note 2 on Schedule 14]</b>				
From: Fund Raising	50,147	111,821	45,091	103,813
<b>Project Monitoring and Implementation Cost</b>				
Manpower	19,350		16,338	
Travelling and Conveyance	2,112		1,466	
Affiliation Fees	311		-	
Others	3,201		5,816	
<b>Allocation : [Refer Note 2 on Schedule 14]</b>				
From: Governance and Central Support Cost	34,712	59,686	30,839	54,459
<b>TOTAL</b>		<b>472,222</b>		<b>439,645</b>

  
**Geeta Mathur**  
Chief Financial Officer  
HelpAge India

  
**Mathew Cherian**  
Chief Executive Officer  
HelpAge India



  
**Shanta Chatterji**  
Treasurer Governing Body  
HelpAge India

  
**Amal Ganguli**  
Chairman Governing Body  
HelpAge India



**SCHEDULES ATTACHED TO AND FORMING PART OF THE INCOME AND EXPENDITURE ACCOUNT**  
(All amounts in ₹ thousands, unless otherwise stated)

**SCHEDULE 13 - GOVERNANCE AND CENTRAL SUPPORT COST**

	For the year ended March 31, 2014	For the year ended March 31, 2013
Manpower	41,088	40,119
Travelling and Conveyance	6,200	2,636
Legal and Professional	5,845	1,658
Software implementation and Support	7,484	8,650
Annual Report	595	1,162
Postage	323	294
Printing and Stationery	595	657
Rent, Rates and Taxes	576	273
Repairs and Maintenance	4,500	2,404
Staff Welfare	840	863
Insurance	893	1,073
Provision for Doubtful Debts & Advances	548	68
Amount Written off (Net) [Refer Note 16 on Schedule 14]	-	180
Foreign exchange loss	1	-
Assets Discarded/Written Off	57	-
Audit Fees*	843	855
Office and Miscellaneous	5,212	4,139
	<b>75,600</b>	<b>65,031</b>
<b>Allocation of Governance and Central Support Cost</b> [Refer Note 2 on Schedule 14]		
To: Fund Raising	(16,233)	(13,964)
To: Project Monitoring and Implementation cost	(34,712)	(30,839)
<b>GOVERNANCE COST</b>	<b>24,655</b>	<b>20,228</b>

\* Audit Fees includes Service tax of ₹ 93 (previous year - ₹ 105)

  
**Geeta Mathur**  
Chief Financial Officer  
HelpAge India

  
**Mathew Cherian**  
Chief Executive Officer  
HelpAge India

  
**Shanta Chatterji**  
Treasurer Governing Body  
HelpAge India

  
**Amal Ganguli**  
Chairman Governing Body  
HelpAge India



**SCHEDULE 14**

**SIGNIFICANT ACCOUNTING POLICIES AND NOTES TO ACCOUNTS FOR THE YEAR ENDED  
MARCH 31, 2014**

(All amounts in ₹ thousand, unless otherwise stated)

**1. Significant Accounting Policies**

**(i) Basis of Accounting**

The financial statements have been drawn up under the historical cost convention, on an accrual basis, in accordance with applicable accounting standards issued by The Institute of Chartered Accountants of India (ICAI) to the extent applicable.

**(ii) Use of Estimates**

The preparation of the financial statements in conformity with generally accepted accounting principles requires the Management to make estimates and assumptions to arrive at the reported amounts of assets and liabilities (including contingent liabilities) and the reported income and expenses during the year. The Management believes that the estimates used in preparation of the financial statements are prudent and reasonable. Future results could differ from these estimates and the differences between the actual and the estimates are recognised in the periods in which the actual amounts are known/materialise.

**(iii) Fixed Assets Replacement Reserve**

Fixed Assets Replacement reserve represents amounts transferred from the Corpus Fund for acquisition of fixed assets. An amount equivalent to depreciation charged on such fixed assets is recouped from fixed assets replacement reserve and credited to the statement of income and expenditure.

**(iv) Fixed Assets**

All fixed assets are stated at cost less accumulated depreciation/ amortisation and impairment losses, if any. Cost of acquisition includes taxes, duties, freight and other incidental expenses relating to acquisition and installation.

Assets purchased from specific grants are netted off against the respective capital grants received and the balance, if any, capitalised.

Intangible assets are recorded at the consideration paid for acquisition including taxes, duties and installation.



**Geeta Mathur**  
Chief Financial Officer  
HelpAge India

**Mathew Cherian**  
Chief Executive Officer  
HelpAge India

**Shanta Chatterji**  
Treasurer Governing Body  
HelpAge India

**Amal Ganguli**  
Chairman Governing Body  
HelpAge India





**(v) Depreciation**

Depreciation is charged on the straight line method on a pro rata basis over the estimated useful lives of the assets at the following rates:

Building	2.5 %
Air-cooling Plant and Air conditioners	20 %
Electrical Fittings	15 %
Computers	33.33 %
Office Equipments	33.33 %
Furniture and Fixtures	10 %
Vehicles	20 %
Medical Equipments	20 %

Intangible assets are amortised over a period of three years on a straight line basis. All assets costing individually Rupees five thousand or less are fully depreciated in the year of purchase.

**(vi) Investment**

Long-term investments are stated at cost and are suitably adjusted to recognise permanent diminution in value, if any. Current Investments are valued at cost or market value, whichever is lower.

**(vii) Foreign Exchange Transactions**

Foreign Currency transactions are recorded at the rates existing at the date on which the transactions take place. All monetary assets and liabilities, if any, are translated at year-end rates of exchange. Exchange differences are appropriately dealt with in the statement of Income and expenditure.

**(viii) Retirement Benefits**

**(a) Defined Contribution Plan:**

Contribution to the provident fund and family pension fund is made in accordance with the provisions of the Employees Provident Fund and Miscellaneous Provisions Act, 1952 and is recognised as an expense on an accrual basis.

**(b) Defined Benefit Plans:**



**Geeta Mathur**  
Chief Financial Officer  
HelpAge India

**Mathew Cherian**  
Chief Executive Officer  
HelpAge India

**Shanta Chatterji**  
Treasurer Governing Body  
HelpAge India

**Amal Ganguli**  
Chairman Governing Body  
HelpAge India

The liability for leave encashment and gratuity is provided on the basis of actuarial valuations done by an independent actuary at the year-end on the basis of 'Projected Unit Credit Actuarial Method'. The Society contributes yearly, to schemes administered by the Life Insurance Corporation of India and Kotak Mahindra Old Mutual Life Insurance Limited to discharge its gratuity liability to the employees. In addition suitable adjustment is made in the accounts to bring the gratuity liability in line with the actuarial valuation on the basis of "Projected Unit Credit Actuarial Method" at the year end.

**(ix) Income Recognition**

**(a) Donations**

Restricted project grants are recognised as income in the year disbursed to various projects. Restricted donations pending such disbursal at the balance sheet date are carried forward as liabilities.

Other grants/donations are accounted for in the year of receipt or on becoming due on being sanctioned, whichever is earlier.

Funds received for restricted projects remaining unutilised on the completion of the project are written back or returned to the donor in the year in which they are no longer deemed to be payable.

Donations received in kind are not valued or accounted for in the books of account.

**(b) Other Income**

Amounts received to meet administration expenses are recognised as income in full on receipt.

Surplus/deficit from alternate channels for revenue generation is recognised on accrual basis.

Dividend/interest on investments (including donated investments) is accounted for when the right to receive the income is established.

**(x) Expenditure**

Grants made to projects carried out through the partner agencies are accounted for upon the payments falling due in accordance with the respective agreements.



*Geeta Mathur*  
**Geeta Mathur**  
Chief Financial Officer  
HelpAge India

*Mathew Cherian*  
**Mathew Cherian**  
Chief Executive Officer  
HelpAge India

*Shanta Chatterji*  
**Shanta Chatterji**  
Treasurer Governing Body  
HelpAge India

*Amal Ganguli*  
**Amal Ganguli**  
Chairman Governing Body  
HelpAge India



Endowments to old age homes, which give HelpAge India a right to use of rooms in the homes, are accounted for as grants disbursed.

**(xi) Cash and Cash equivalents**

Cash and cash equivalents for the purpose of cash flow statements comprise cash at bank and in hand and short-term investments with an original maturity period of three months or less.

**(xii) Provision and Contingencies**

A provision is recognised when the Society has a present obligation as a result of a past event, when it is probable that an outflow of resources embodying economic benefits will be required to settle the obligation and a reliable estimate can be made of the amount of the obligation. A contingent liability is disclosed where there is a possible obligation or a present obligation that may, but probably will not, require an outflow of resources. Contingent assets are neither recognised nor disclosed in the financial statements.

**(xiii) Income Tax**

The Society is exempt from income tax under Section 12AA of the Income Tax Act, 1961 and accordingly no provision for taxation is required. Since the Society is exempt from Income tax, no deferred tax (asset or liability) is required to be recognised in respect of timing differences.

**(xiv) Segment Reporting**

The Society is a not for Profit organisation that works for the cause and care of disadvantaged older persons and to improve their quality of life through partner NGOs, local, national and global advocacy and policy making. The Society has only one activity segment of "economic welfare of aged people" and one geographic segment "India".

**2. Cost Allocation:**

(a) The Society apportions the governance and central support costs incurred to fund raising cost, applications of funds to projects for the welfare of the aged (programmes) and governance, the basis of apportionment being as considered appropriate and determined by the management. The central support costs include the costs of central/state office functions such as general management, payroll administration, budgeting and accounting, information technology, human resources etc. All expenses are classified under headings that aggregate all cost



*Geeta Mathur*  
Geeta Mathur  
Chief Financial Officer  
HelpAge India

*Mathew Cherian*  
Mathew Cherian  
Chief Executive Officer  
HelpAge India

*Shanta Chatterji*  
Shanta Chatterji  
Treasurer Governing Body  
HelpAge India

*Amal Ganguli*  
Amal Ganguli  
Chairman Governing Body  
HelpAge India





relating to the categories/activity. Central support costs are allocated to activities relating to programmes, governance and fund raising on the basis of their use of central support services.

(b) The costs of fundraising material providing information about the aims, objectives and the issues relating to the elderly in an educational manner in furtherance of the Society's objectives are apportioned to programmes.

### 3. Contingent liabilities in relation to

	Particulars	As at March 31, 2014	As at March 31, 2013
(a)	Income tax Demands	₹ 2,036	Nil
(b)	Cases filed by ex-employees against the Society	Amount not ascertainable	Amount not ascertainable

### 4. Disclosures required under Micro, Small and Medium Enterprises Development Act, 2006:

There are no micro and small enterprises, to whom the Society owes dues, which are outstanding for more than 45 days at the balance sheet date. The above information regarding micro Enterprises and Small Enterprises has been determined to the extent such parties have been identified on the basis of information available with the Society and relied upon by the Auditors.

### 5. Donations received by the Society qualify for deduction under Section 35AC / Section 80G and Section 80GGA of the Income Tax Act, 1961 (Act) in terms of approvals received as under:

Section under which approval granted	Purpose	Sanctioned Amount	Valid till
Section 80 GGA and Section 35AC of the Income-tax Act, 1961	Medical care to older persons, leprosy and cancer patients, provision of home to older persons, rehabilitation of destitute old women, conducting eye camps	₹ 270 Crores	FY 2015 -16
Section 80 GGA and Section 35AC of the Income-tax Act, 1961	Building a general corpus Reserve for HelpAge India's work	₹ 50 Crores	FY 2014 -15



**Geeta Mathur**  
Chief Financial Officer  
HelpAge India

**Mathew Cherian**  
Chief Executive Officer  
HelpAge India

**Shanta Chatterji**  
Treasurer Governing Body  
HelpAge India

**Amal Ganguli**  
Chairman Governing Body  
HelpAge India





Section under which approval granted	Purpose	Sanctioned Amount	Valid till
Section 80 G (5)(vi) of the Income-tax Act, 1961	Donations received for Charitable purpose	No limit specified	Until rescinded.

6. Fund raising commission has been paid to agencies in accordance with related agreements and includes commission on donations raised for the corpus and credited to the corpus fund in the balance sheet.
7. Grant commitments as per memoranda of understanding with partner agencies pending disbursement, to the extent not provided, amount to ₹ 6,641 (Previous Year ₹ 4,935).

**8. OPERATING LEASES:**

- (a) The Society has taken office premises under cancellable operating leases. These lease agreements are normally renewed on expiry. There are no non-cancellable lease agreements as on March 31, 2014.
- (b) Lease rentals charged to the statement of income and expenditure amount to ₹ 6,365 [Previous Year – ₹ 4,692].

**9. (a) Defined Contributions Plans:**

The Society has recognised the following amounts in the statement of income and expenditure which are included under contributions to provident and other funds:

Provident fund / Pension fund ₹ 9,144 (Previous Year – ₹ 8,227)

**(b) Defined Benefit Plans:**

The Society operates two defined benefit plans viz. gratuity and leave encashment for its employees. Under the gratuity plan, every employee who has completed at least five years of service gets a gratuity on departure @ 15 days of last basic salary drawn for each year of completed service. The scheme is funded with Life Insurance Corporation of India and Kotak Mahindra Old Mutual Life Insurance Company Limited.

Under the leave encashment plan, the Society provides leave encashment to its employees who leave the Society on retirement or upon termination of service. The following table summarises the components of net benefit expense recognised in the statement of income and expenditure and amounts recognised in the balance sheet for the respective plans.



*Geeta Mathur*  
**Geeta Mathur**  
Chief Financial Officer  
HelpAge India

*Mathew Cherian*  
**Mathew Cherian**  
Chief Executive Officer  
HelpAge India

*Shanta Chatterji*  
**Shanta Chatterji**  
Treasurer Governing Body  
HelpAge India

*Amal Ganguli*  
**Amal Ganguli**  
Chairman Governing Body  
HelpAge India



Particulars	Gratuity (funded)		Leave Encashment/ Compensated absences (unfunded)	
	As at 31-Mar-2014	As at 31-Mar-2013	As at 31-Mar-2014	As at 31-Mar-2013
<b>Income and Expenditure Account</b>				
Net Employee benefit recognised as in the Employee cost				
Service cost	2,519	2,136	1,686	1,180
Interest Cost	1,746	1,372	658	477
Expected return on plan assets	(1,444)	(1,213)	-	-
Actuarial (gain)/loss	1,425	1,307	840	1,502
Expense debited to income and expenditure account as per actuarial certificate	4,246	3,602	3,184	3,159
<b>Balance Sheet</b>				
Reconciliation of present value of the obligation and the fair Value of the plan assets				
Present Value of the defined benefit obligations at the end of the period	24,224	20,546	9,205	7,748
Fair Value of plan assets as at balance sheet date	19,978	16,506	-	-
<b>Liability recognised in the balance sheet</b>	4,246	4,040	9,205	7,748
Changes in the present value of the defined benefit obligation are as follows				
Obligations at period beginning	20,546	16,348	7,748	6,059
Service cost	2,519	2,136	1,686	1,180
Interest Cost	1,746	1,372	658	477
Actuarial (gain)/loss	1,125	1,432	840	1,502
Benefit Paid	(1,712)	(742)	(1,727)	(1,470)
<b>Obligations at period end change in plan assets</b>	24,224	20,546	9,205	7,748
Plans assets at period beginning, at fair value	16,506	14,104	-	-
Expected return on plan assets	1,444	1,213	-	-
Contributions by the society	4,040	1,806	-	-
Actuarial (gain)/loss	(300)	125	-	-
Benefits Paid	(1,712)	(742)	-	-
<b>Plans assets at period end, at fair value</b>	19,978	16,506	-	-
Reconciliation of liability/(asset) recognised in the balance sheet				
Opening net liability/ (asset)	4,040	2,244	7,748	6059
Expense Recognised	4,246	3,602	3,184	3159
Contribution by the society	(4,040)	(1,806)	(1,727)	(1,470)
<b>Liability/ (asset) recognised in the balance sheet</b>	4,246	4,040	9,205	7,748
<b>Assumptions</b>				
Interest rate	8.50%	8.25%	8.50%	8.25%
Expected rate of return on plan assets	8.75%	8.00%	-	-
Future salary increase	6.25%	6.00%	6.25%	6.00%
Expected average remaining working life of employees (years)				
For Gratuity	23.58	16.60	-	-
For Leave Encashment (Privilege Leave)	-	-	21.16	18.88
For Leave Encashment (Sick Leave)	-	-	17.88	16.21




**Geeta Mathur**  
Chief Financial Officer  
HelpAge India

**Mathew Cherian**  
Chief Executive Officer  
HelpAge India

**Shanta Chatterji**  
Treasurer Governing Body  
HelpAge India

**Amal Ganguli**  
Chairman Governing Body  
HelpAge India



The estimates of future salary increase, considered in actuarial valuation, takes account of inflation, seniority, promotion and other relevant factors such as supply and demand factors in the employment market. The above information is certified by an actuary.

10. Details of related parties including summary of transactions entered into by the Society during the year ended March 31, 2014 are summarised below:

<u>Related Party</u>	<u>Relationship</u>
Mathew Cherian - Key Managerial Person	Chief Executive (Member, Governing Body)
Age Ventures India	Trust where significant influence exists
HelpAge India Vishokanand Vridhashram Society	Society where significant influence exists

**Transactions during the year:**

	<b>Year Ended March 31, 2014</b>	<b>Year Ended March 31, 2013</b>
Remuneration to Key Managerial Person	₹ 4,703	₹ 4,024
Age Ventures India – Consultancy fees	₹ 987	₹ 4,027
HelpAge India Vishokanand Vridhashram Society	₹ 2,216	₹ 1,000

**Balance outstanding at the year end:**

	<b>As at March 31, 2014</b>	<b>As at March 31, 2013</b>
Key Managerial Person	Nil	Nil
Age Venture India	Nil	₹ 729
HelpAge India Vishokanand Vridhashram Society	Nil	Nil

11. During the year, the Society received donation of items in kind valued at ₹ 49,069 (previous year - ₹ 1,735).

12. Loans and advances include interest free advance of ₹ 3,437 (previous year – ₹ 927), being the amount incurred by the Society on personal and medical expenses of a former president and long term member of the Governing Body of the Society till April 2008 recoverable against the proceeds of sale of immovable property owned by him and mortgaged in favour of the Society.



*Geeta Mathur*  
**Geeta Mathur**  
Chief Financial Officer  
HelpAge India

*Mathew Cherian*  
**Mathew Cherian**  
Chief Executive Officer  
HelpAge India

*Shanta Chatterji*  
**Shanta Chatterji**  
Member, Governing Body  
HelpAge India

*Amal Ganguli*  
**Amal Ganguli**  
Chairman Governing Body  
HelpAge India





13. The Society has prepared the cash flow statement under the direct method during the year while cash flow statements for earlier years were prepared under the indirect method. Cash flows from operating, investing and financing activities are segregated. Receipts towards corpus are considered as having been received from financing activities.

14. Details of investment of corpus funds are as under:

	Year Ended March 31, 2014	Year Ended March 31, 2013
Acquisition of fixed assets during the year	Nil	₹ 9,595
Long term Investments	₹ 377,823	₹ 321,004
Current Investments	--	--
Amount pending utilisation at the year end	₹ 125	₹ 8,892
Total	₹ 377,948	₹ 339,491
Balance in Corpus Fund at the year end	₹ 377,948	₹ 339,491

15. The Society has accounted for acquisition of fixed assets, of ₹ 9,595 and ₹ 4,291 being fixed assets acquired during FY 2012-13 and FY 2013-14 respectively, with effect from April 01, 2012 as having been met out of corpus funds and has transferred like amount to fixed assets replacement reserve. Depreciation on such fixed assets of ₹ 2,059 is recouped out of fixed assets replacement reserve. Depreciation of ₹ 10,396 on assets acquired prior to April 01, 2012 has been met out of the corpus fund.

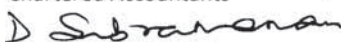
16. Liabilities written back [net] of ₹ 11,064 shown under schedule 9 'Other Income' (previous year - advances written off [net] ₹ 180 shown under schedule 13 'Governance and Central Support Cost') is net of amount written off of ₹ 4,897 (previous year ₹ 2,264 excess liability written back).

17. Grants/donations received during the year includes unspent project grants refunded by partner agencies of ₹ 2,350 (previous year NIL) disbursed in earlier years.

18. Previous year figures have been rearranged wherever necessary to correspond to the current year's classification.

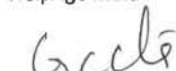
Signature to Schedules 1 to 14

For Vishwanath, Singh & Associates  
Firm Registration No. 004316N  
Chartered Accountants



D Subramanian [M. No. 084625]  
Partner

For and on behalf of  
HelpAge India



Geeta Mathur  
Chief Financial Officer



Mathew Cherian  
Chief Executive Officer



Shanta Chatterji  
Treasurer



Amal Ganguli  
Chairman

Place: New Delhi  
Dated: 01/08/2014





GRANTS : HEALTH			
S.NO.	NAME OF THE AGENCIES	NO. OF BENEFICIARIES	AMOUNT `
1	AHALIA INTERNATIONAL FOUNDATION	80	64,000
2	ARDSI DELHI CHAPTER	1500	1,823,733
3	BALANAGAR LIONS CHARITABLE TRUST	50	40,000
4	BLIND PEOPLE'S ASSOCIATION	200	200,000
5	CANSUPPORT	600	2,000,000
6	CHENNAI VISION CHARITABLE TRUST	100	100,000
7	DAMIEN LEPROSY CONTROL CENTRE	500	490,000
8	DISTRICT EYE RELIEF SOCIETY	50	40,000
9	ELDERS FOR ELDERS FOUNDATION		188,294
10	GLOBAL CANCER CONCERN INDIA		450,000
11	INDIAN CANCER SOCIETY		618,750
12	INDRAPRASTHA CANCER SOCIETY AND RESEARCH CENTRE	65	100,000
13	ISHWAR CHARITABLE TRUST	700	2,200,000
14	JAYAPRIYA MEDICAL FOUNDATION	50	40,000
15	JYOTIPUNJ EYE HOSPITAL AND CHARITABLE TRUST	40	40,000
16	KALYANAM KAROTI	30	24,000
17	KUTCH VIKAS TRUST	10	8,000
18	LIONS CLUB OF HYDERABAD SADHURAM EYE HOSPITAL CHARITABLE TRUST	540	540,000
19	LIONS CLUB OF KARIMNAGAR CHARITABLE EYE HOSPITAL	30	24,000
20	LITTLE FLOWER HOSPITAL & RESEARCH CENTRE	200	160,000
21	M S REDDY LIONS EYE HOSPITAL	580	572,000
22	MEWAT MEDICAL EDUCATIONAL & HUMAN WELFARE SOCIETY	20	16,000
23	MOSES GNANABARANAM EYE HOSPITAL	50	40,000
24	NANRITAM	770	755,000
25	NETRA CHIKITSA TRUST	450	450,000
26	NIDADAVOLE LIONS CHARITABLE TRUST	490	482,000
27	NOBLE VISION FOUNDATION	40	32,000
28	PUSHPAGIRI VITREO RETINA INSTITUTE	100	80,000
29	RAJAVALLI RADHARAMAN LIONS EYE HOSPITAL	500	490,000
30	ROTARY EYE INSTITUTE	100	80,000
31	S.M.M WELFARE CHARITABLE TRUST	450	450,000
32	SANKARA EYE HOSPITAL	100	80,000
33	SARADA SEVA SANGHA	50	40,000
34	SARVODAYA MANAV SEVA CHARITABLE TRUST	650	640,000
35	SILIGURI GREATER LIONS EYE HOSPITAL	725	715,000
36	SINDHU SEVAK SANGH	30	24,000
37	SRI AUROBINDO SOCIETY		575,100
38	SRI CHAITANYA SEVA TRUST BHAKTIVEDANTA HOSPITAL		3,035,000
39	SRI KANCHI KAMAKOTI MEDICAL TRUST	200	160,000
40	ST. GREGORIOS BALAGRAM EYE HOSPITAL	40	32,000
41	SUSRUT EYE FOUNDATION AND RESEARCH CENTRE	190	190,000
42	TRIBAL HEALTH INITIATIVE		134,400
43	USHAKIRAN CHARITABLE TRUST	50	40,000
44	VANSHIDHAR CHIKITSA SEVA SANSTHAN	280	260,000
45	VENU CHARITABLE SOCIETY CANARA BANK	206	164,540
46	VISHVA KALYAN SOCIETY	580	554,000
47	VIVEKANANDA MISSION ASRAM NETRA NIRAMAY NIKETAN	410	388,000
	GRAND TOTAL	11806	19,629,817

GRANTS : SOCIAL PROTECTION		
S.NO.	NAME OF THE AGENCIES	AMOUNT `
1	ABHAYA ASHRAYA	225,000
2	ABHOY MISSION	300,000
3	ADIVASI SEWASHRAM TRUST	150,000
4	ALL INDIA PINGALWARA CHARITABLE SOCIETY	60,000
5	ASSOCIATION FOR SOCIAL DEVELOPMENT-SUHRUTH SADAN	250,000
6	ASSOCIATION FOR SOCIAL RECONSTRUCTIVE ACTIVITIES (ASRA)	60,000
7	BABA SAIN BHAGAT WELFARE SOCIETY	288,000
8	BANABASI SEVA SAMITI	78,600
9	BANDRA EAST COMMUNITY CENTRE (BECC)	150,000
10	BANI MANDIR	235,992
11	BEATITUDES SOCIAL WELFARE CENTRE	150,000
12	BELGAUM DIOCESAN SOCIAL SERVICE SOCIETY	360,000
13	BENGAL SERVICE SOCIETY	360,000
14	BHAIRABI CLUB	60,000

S.NO.	NAME OF THE AGENCIES	AMOUNT `
15	BHARAT MATA KUSHT ASHRAM	432,000
16	BHARTIYA JAN UTHAN PARISHAD	100,000
17	CENTRAL TIBETAN RELIEF COMMITTEE	120,000
18	CENTRE FOR RURAL EDUCATION AND ECONOMIC DEVELOPMENT (CREED)	30,000
19	CHERU RESHMI CENTRE	180,000
20	CHETANALAYA	150,000
21	CHILD AND SOCIAL WELFARE SOCIETY	200,000
22	CHURCH OF OUR LADY OF ASSUMPTION	186,000
23	CHURCH OF SOUTH INDIA TRUST ASSOCIATION	552,000
24	CONGREGATION OF CATECHRIST SISTERS OF ST. ANN.	150,000
25	CSI TIRUNELVELI DIOCESE	150,000
26	DAUDNAGAR ORGANISATION FOR RURAL DEVELOPMENT	100,000
27	DAYANAND SEVASHRAM SANGH	90,000
28	DHAKURIA INSTITUTE OF PHYSICAL MEDICINE	60,000
29	DIOCESE OF MADURAI - RAMNAD	60,000
30	EAST INDIA CHARITABLE TRUST	210,710
31	ERNAKULAM SOCIAL SERVICE SOCIETY	250,000
32	FRIENDS OF SICK ASSOCIATION (FOSA)	60,000
33	GIRIJANA SEEMA WELFARE ASSOCIATION	240,000
34	GRAMA SUYARAJ	150,000
35	GRAMEEN VIKAS SANSTHA	150,000
36	GYANYOG CHARITABLE TRUST	150,000
37	HOME FOR AGED AND HANDICAPPED	60,000
38	HOSPICE CONVENT CONGREGATION OF THE SISTERS OF ST JOSEPH OF CLUNY	60,000
39	HOUSE OF PROVIDENCE	300,000
40	HUMAN ACTION FOR RURAL DEVELOPMENT	260,000
41	INBA ILLAM	300,000
42	INSTITUTE FOR INTEGRATED RURAL DEVELOPMENT (IIRD)	170,000
43	JANAHITHA	195,000
44	KHADI GRAM UDYOG SAMITI	330,000
45	KOTTAYAM SOCIAL SERVICE SOCIETY	250,000
46	LITTLE DROPS	30,000
47	LOHARDAGA GRAM SWARAJYA SANSTHAN	150,000
48	MANAV SEWA KENDRA	225,000
49	MANAVLOK	150,000
50	MANDRA LIONS CLUB	150,000
51	MANDRA UNNAYAN SAMSD	250,000
52	MARIA ANTONIA HOME FOR THE AGED	126,000
53	MIZORAM UPA PAWL	180,000
54	NABARUN SEVA NIKETAN	318,808
55	NAVA JYOTHI YOUTH CLUB	250,000
56	NEW BHARATI CLUB	750,000
57	ORGANISATION FOR RURAL RECONSTRUCTION (ORRC)	250,000
58	PEOPLE'S CULTURAL CENTRE (PECUC)	198,000
59	POONA BLIND MEN'S ASSOCIATION	250,000
60	PRAYATNA	270,000
61	PRIYADARSHANI GRAMIN AND ADIVASI SEVABHAVI SANSTHA, SANGAMNER	125,000
62	PRODIGALS' HOME	300,000
63	RASHTRIYA SEVA SAMITHI	250,000
64	ROSHINI GRAH	300,000
65	SANDHI NIKETAN SHIKSHAN SANSTHA	200,000
66	SANTHOM SNEHALAYAM	60,000
67	SHARE & CARE CHILDERN'S WELFARE SOCIETY	640,000
68	SHIV SHAKTI KUSHTH ASHRAM	294,000
69	SHRAMIK BHARTI	225,000
70	SHRIMATI NARSABAI MAHILA MANDAL	125,000
71	SIR SYED GROUP OF SCHOOLS (SSGS)	150,000
72	SNEHA ILLAM C/O ST CHARLES SOCIETY	648,000
73	SOCIETY FOR DEVELOPMENT & ENVIRONMENT PROTECTION (DEEP)	325,000
74	SOCIETY FOR EDUCATION IN VALUES & ACTION (SEVA)	125,000
75	SOCIETY FOR HUMAN & ENVIRONMENTAL DEVELOPMENT (SHED)	150,000
76	SOCIETY OF DAUGHTERS OF MARY ST.JOSEPH'S PROVINCE	580,000
77	SOCIETY OF MARY IMMACULATE	410,000
78	SPRINGDALES EDUCATION SOCIETY	204,000
79	SREE RAMAKRISHNA SEVASRAMAM	198,000
80	SRI RAJARAJESWARI OLD AGE WELFARE ASSOCIATION	300,000
81	ST ANTONY'S HOME FOR THE AGED SOCIETY OF SISTERS OF CHARITY	200,000
82	ST JOSEPH'S HOME FOR THE AGED & DESTITUTE	225,000
83	ST JOSEPH'S HOME PULLAZHY	275,000

S.NO.	NAME OF THE AGENCIES	AMOUNT `
84	ST JOSEPH'S PRASHANTH NIVAS	350,000
85	ST.TERESA'S MERCY HOME	58,200
86	SUVISESHAPURAM AND NEIGHBOURHOOD DEVELOPMENT SOCIETY	150,000
87	THE CONGREGATION OF THE SISTERS OF ST.ANN OF PROVIDENCE	250,000
88	THE MERCY HOME	132,000
89	THE SISTERS OF THE DESTITUTES ST. JOSEPH'S DISPENSARY	150,000
90	TIRUPATI MAHILA GRAMODHYOG KENDRA	150,000
91	UNIVERSAL DISABLED CARE TAKER SOCIAL WELFARE SOCIETY	60,000
92	UNIVERSAL SERVICE ORGANISATION	78,600
93	VOLONTARIAT	54,000
94	VOLUNTARY ASSOCIATION FOR RURAL RECONSTRUCTION & APPROPRIATE TECHNOLOGY	198,000
95	WOMEN'S CO ORDINATING COUNCIL	60,000
96	WOMENS INTERLINK FOUNDATION	300,000
97	WOMENS MUSLIM ASSOCIATION	72,000
98	WOMEN'S ORGANISATION FOR MANAGING ECONOMIC & EDUCATIONAL NEEDS (WOMEN)	250,000
99	YOUNG WOMEN'S CHRISTIAN ASSOCIATION (YWCA)	350,000
100	YWCA OF INDIA	120,000
	GRAND TOTAL	21,062,910

GRANTS : DISASTERS		
S.NO.	NAME OF THE AGENCIES	AMOUNT `
1	Bhagabati Pathagar	209,117
2	People's Cultural Centre (PECUC)	256,208
3	Peoples Rural Education Movement PREM	242,080
4	Voluntary Association for Rural Reconstruction & Appropriate Technology	140,778
	GRAND TOTAL	848,183

GRANTS : AGE CARE		
S.NO.	NAME OF THE AGENCIES	AMOUNT `
1	ALL INDIA INSTITUTE OF MEDICAL SCIENCES	589,500
2	AMAN BIRADARI TRUST	245,000
3	BHARATIYA VARISTHA NAGARIK SAMITI	303,300
4	DEVELOPMENT SERVICES INTERNATIONAL	96,480
5	ELDERS FOR ELDERS FOUNDATION	2,845,935
6	HINDU SEVASAMAJAM TRUST	450,000
7	BLIND PEOPLE'S ASSOCIATION, BANK OF INDIA	183,400
8	CENTRE FOR EDUCATION DEVELOPMENT RESEARCH AND ACTION (CEDRA)	366,800
9	NAVJEEVAN TRUST	183,400
10	JYOTIPUNJ EYE HOSPITAL & CHARITABLE TRUST, STATE BANK OF BIKANER AND JAIPUR	1,200,000
11	SUSRUT EYE FOUNDATION AND RESEARCH CENTRE	50,000
12	SRI CHAITANYA SEVA TRUST . BHAKTIVEDANTA HOSPITAL	750,000
13	SAAHASEE	214,108
14	SENIOR CITIZEN COUNCIL OF DELHI	117,000
15	SOCIETY FOR ACTION IN COMMUNITY HEALTH	7,449,150
16	THE LEPROSY MISSION TRUST	50,064
17	THODU NEEDA ASSOCIATION	162,000
18	VARISTH NAGRIK SAMITI	200,000
19	VRIDH SEWA SAMITI BASANTPUR	130,500
	GRAND TOTAL	15,586,637

GRANTS : ADVOCACY		
S.NO.	NAME OF THE AGENCIES	AMOUNT `
1	ALL INDIA INSTITUTE OF MEDICAL SCIENCES	20,000
2	ALL INDIA SENIOR CITIZENS' CONFEDERATION	105,000
3	KIDWAI MEMORIAL INSTITUTE OF ONCOLOGY	70,000
4	STREE SHAKTI THE PARALLEL FORCE	270,000
	GRAND TOTAL	465,000

# **DETAILS OF CORPUS FUND RECEIVED UPTO FY 2013-14**

NAME OF DONOR	TOTAL	NAME OF DONOR	TOTAL
A KOTEEWARAN	150,000	FOR MAKERS DEVELOPMENT SERVICES PVT.LTD.	60,000
A.F.CURRIMBHOY & PARVEEN LAJEE (FAIZAN LAJEE)	300,000	FRENY D PADER	50,000
AZZ FILTRATION SPECIALITIES PVT. LTD.	102,600	G S SIHOTA (RETD)	50,000
AASHRAY UROLOGY INSTITUTE	72,000	G SRINIVASAN	50,000
ABHA BHANDARI	100,000	GENESIS DATA COMP PVT. LTD.	430,000
ALLCARGO LOGISTICS LTD.	100,000	GLEN APPLIANCES PVT. LTD.	500,000
ALLIANZ INDIA	120,000	GOODRICH MARITIME PVT LTD.	120,000
ALOO N. SIDHVA	50,000	GURPAWAN SINGH	90,000
AMRIT KAUR	50,000	HANNAH A SIMEON	100,000
ANAND TRIVEDI	500,000	HARISH PUJARA	50,000
ANJAN SEN	100,000	HARISH SWAMY	50,000
ANJANA SINHA	120,000	HARJAS RAI MAYA DEVI KHOLI TRUST	476,725
ANJANI SINGH	200,000	HASIT B. JOSHIPURA	111,111
ANUCOOL INDUSTRIAL AIDS PVT. LTD.	50,000	HIMA BINDU B.	50,000
ANUJ MITHANI	50,000	IQBAL LEATHERS LTD.	50,000
ANUP KENY	50,000	IRENE KAMAT	150,000
ARAVIND LABORATORIES	50,000	IVO R D'SOUZA	50,000
ARMAAN EXPORTS	60,000	JAYAN NAIR	180,000
ARVIND P DATAR	200,000	JAYANTI PRASAD KHAITAN	50,000
ASHISH PARTHASARTHY	60,000	JITISH KALLAT	60,000
ASHOK KOTA	124,000	JONATHAN JACOB	50,000
ASP SHIP MANAGEMENT (I) PVT LTD	60,000	JYOTBIR SINGH SETHI	100,000
ASP SHIP MANAGEMENT (I) PVT. LTD.	60,000	JYOTI PUBLICITY HOARDING CONTRACTORS	50,000
ASTEC LIFE SCIENCES LTD.,	60,000	K - TECH (INDIA) LTD.	60,000
ASVIK VALVES PVT LTD.	101,000	K. S. SRI KAND	50,000
BHAGAT SINGH	100,000	K. SUNDARAM	72,000
BHANU SANGWAN	1,950,000	KALINDI D SHAH	50,000
BHARAT BANSAL	120,000	KALPANA NARAYAN JOG	75,000
BIMAL MANU TANNA	150,000	KALPATHARU TRUST	300,000
BINDU ZAVERI	60,000	KANTILAL JAIKISHANDAS CHOKSI CHARITABLE TRUST	60,000
BLA COKE PVT LTD.	180,000	KESHAV LAL DUGGAL	100,000
BRIG. ANIL ADLAKHA (RETD.)	50,000	KHADIM INDIA LIMITED.	50,000
BRIJMOHAN AGRAWAL	100,000	KHATAU NARBHERAM & CO.	60,000
C S CHUTTANI	9,600,000	KISHORE SHRIVASTAVA	60,000
C. G. WILSON	50,000	KOSHMBH MULTIRED PVT. LTD.	60,000
C. THIRUPATHI RAO	100,000	KOTAK SECURITIES	60,000
CARMEN DCOSTA	50,000	KOTHARI ENTERPRISES	50,000
CHANDER SHEKHAR SARAF	50,000	KULKARNI & CO.	120,000
CHANDRA REKHA	100,000	LAKSHMI NARAYAN SARMA GANTI	100,000
CHANDRA VISVANATHAN	200,000	LAKSHMI SRINIVASAN	50,000
CONCORDE DESIGNS PVT LTD	120,000	LGCS CHROMATOGRAPHY SOLUUONS PVT. LTD.	70,000
CONVEYING MACHINES MFG CO.	50,000	LIONEL BARRETTO	50,000
CROSSEAS CAPITAL SERVICES PVT LTD	280,000	LUCID COLLOIDS LTD	60,000
DARAB C PADER	50,000	M C TAYAL	70,000
DAULATBHAI & NANUBHAI TRIVEDI PUBLIC CHARI-TABLE TRUST	60,000	M. PRABHANJANA MURTI	100,000
DAYANAND THAKUR	60,000	M. R. B. PUNJA	100,000
DEEPAK G. SARANGDHAR	200,000	M/S SADGURU KAMUBABA FOUNDATION	50,000
DEEPAK SARUP	60,000	MADHAVI MUKUND KUKADE	50,000
DEVUNURI SATYANARAYANA	50,000	MAGNUM MINERALS PVT. LTD.	120,000
DHARMENDRA GOEL	50,200	MAKERS DEVELOPMENT SERVICES PVT. LTD.	60,000
DHRUTI BAROT	50,000	MALIKKAMADOM RAJAN	100,000
DINESH DHIRAWANI	60,000	MALINI GHOSH	60,000
DIPAK CHANDIRAMANI	50,000	MANI PHIROZE PITHAWALA	100,000
DIPANKAR BASU	50,000	MARINA SEQUEIRA	140,000
DR. MURARILAL GOEL SHAKUNTALADEVI CHARITABLE TRUST	100,000	MASS DYE- CHEM PVT LTD	100,000
DR. PHILIP ABRAHAM	60,000	MAXIMA INTERNATIONAL TRADERS PVT LTD	150,000
DSP MERRILL LYNCH	133,000	MAYANK KAUL	50,000
DYNAMIC COMPUTER SERVICES	200,000	MEERA PARASNIS	100,000
E A KSHIRSAGAR	100,000	MEHROO P VASUNIA	50,000
ELIZA Z KARACHIWALA	175,000	MINOO F. MEHTA	100,000
ELIZABETH REUBEN	150,000	MISS. DOLLY MEHTA	200,000
EMPIRE SOFTWARES	200,000	MISS. MALATI PHADKE	60,000
ESTATE GULAB SINGH JAYASWAL	400,000	MISS. VESA SAVELA	60,000
F. C. SONDHI & CO. (INDIA) PVT. LTD.	100,000	MR ABHAY NENE	75,000
FLIGHT RAJA TRAVELS PVT LTD	50,000	MR ABHIJIT GIRI	60,000
		MR ADITYA KAPADIYA	60,000
		MR CHANDRAMURTHY B S	100,000
		MR GANAPATHY VADLAMANI	100,000



NAME OF DONOR	TOTAL
MR IQBAL TAPIA	72,000
MR K S SRIKAND	50,000
MR MAHESH CHANDRA SHARMA	72,000
MR MONI GEORGE	51,000
MR P K BALAKRISHNAN	50,000
MR PIYUSH DESAI	60,000
MR RAJESH KUMAR BHATT	60,000
MR RAMASWAMY PERUMANGODE	200,000
MR RAVI MYIARAPU	60,000
MR SANJEEV PRSAD	60,000
MR SHIRISH KULKARNI	60,000
MR SUBHA JETTY-CORPUS	2,500,000
MR UMESH VALECHA	120,000
MR VISHWAS VIJAYKAR	75,000
MR. ASHISH PARTHASARTHY	60,000
MR. C.D. LALA (MUMBAI)	150,000
MR. DARAB C PADER	60,000
MR. DARIUS J. KHAMBATA	60,000
MR. DARIUS KHAMBATTA	50,000
MR. J S IYER	100,000
MR. K D MARWAHA	100,000
MR. K.S. SRIKAND	300,000
MR. M B AMMANI	100,000
MR. MADHUSUDAN KELA	120,000
MR. MANOJ H. MODI	50,001
MR. NAVEEN TAHILYANI	50,000
MR. NIKHIL NAGLE	100,000
MR. O P VAISH	72,000
MR. PRADEEP VAKHARIA	60,000
MR. PRAMOD RANJAN DAS GUPTA	50,000
MR. R K JAIN	60,000
MR. RAGHAV RAO K V	75,000
MR. SANJEEV PRASAD	60,000
MR. SANJIVKUMAR AHIRE	60,000
MR. SELWYN NORONHA	120,000
MR. SHAKIL BIJAPURE	50,000
MR. SHYAM GUPTA	120,000
MR. SITARAM GANESH RAJWADE	50,000
MR. SUDHEER RAGHAVAN	50,000
MR. SUNIL POPHALE	84,000
MR. SURESH NATARAJAN	50,000
MR. SWAPAN DAS GUPTA	50,500
MR. TARIT KUMAR BOSE	100,000
MR. TIMO HARKALA	60,000
MR. UDAYAN GAJJAB	120,000
MR. VIKRAM DUVVURI	150,000
MR. VIRAG TULZA PURKAR	72,000
MR. VIRAG V. TULZAPURKAR	60,000
MRS BAMA BALASUBRAMANYAM	60,000
MRS GIRABEN SHAH	60,000
MRS NIRMALA RAJASEKARAN	300,000
MRS SMITA S RAVANI	66,000
MRS WILLY ENGINEER	80,000
MRS. A. LOGAMBAL	100,000
MRS. ANJANA SINHA	120,000
MRS. FIROZA MEHROTRA	600,000
MRS. FRENY D PADER	60,000
MRS. KAINAZ DARUWALA	60,000
MRS. LALIT BHATKAR	60,000
MRS. MAYA NADKARNI	50,000
MRS. RAJKUMARI SOM KAPUR FOUNDATION	50,000
MRS. SHIRIN BHARUCHA	60,000
MRS. UMA PATEL	60,000
MRS.FRENI MOHD. ALI MERCHANT CHAR. TRUST	50,000
MS. ANIL KAPOOR	100,000
MS. SHREYA GADEPALLI	180,000
MUKUL ROHATGI	50,000
MURALIDHARAN NAIR	50,000
N P MANI	100,000

NAME OF DONOR	TOTAL
N SUBRAMANIAM	100,000
NAMITA WAILAR	60,000
NARESH KUMAR MADAAN	200,000
NAVNEET VIRK	50,000
NISHA KHURANA	100,000
NISHANT THACKER	60,000
NOSHIR D. SIDHVA	50,000
O. P. VOHRA	50,000
OM PRAKASH VAISH	51,000
OMKAR SINGH BAWA	50,000
ORIFICE WORKS	60,000
P. N. RAMASWAMY	100,000
PALRIWALA FOUNDATION	102,000
PARIMALAM SURESH NATARAJAN FOUNDATION	50,000
PHILIP EAPEN	200,000
PINNACLE COMMODITIES PVT. LTD.	60,000
PRAGYA DHIRAWANI	60,000
PRAKASH DHIRAWANI	60,000
PRATIMA EXPORTS PVT LTD	50,000
PRAVEEN NARAYANAN	60,000
PREMA GOPAL RAO	100,000
PURVI TANNA	60,000
QUALITY NEEDLES PVT LTD.	60,000
R ARIVAZHAGAN	50,000
R P AGARWAL	100,000
R. C. LAHOTI	100,000
R. G. INTERNATIONAL.	60,000
R. JAMBUNATHAN (PHD)	50,000
R. N. DAWAR (RETD) VSM	51,000
R.SATYAMURTHY	275,000
RADHE ENTERPRISE	60,000
RAGHAVAN SUBRAMANYAN	50,000
RAJ KUMAR JAIN	50,000
RAJEEB CHATTERJEE	100,001
RAJEEV TALWAR	100,000
RAJENDRA VERMA	50,000
RAJIV M. SAKHARDANE	50,000
RAJSHAH ENTERPRISES	60,000
RAM VICHAR NETAM	50,000
RAMAN EDDYA	50,000
RAMESH CHAND SOOD	50,000
RAMESH KHANNA	50,000
RAMGOPAL KUNDURTHI	100,000
RAMNIK SINGH MAMIK	51,000
RAVI KUMAR ANAND (RETD)	200,000
RAVINDRA DHANANJAY CHAUDHARI	51,000
REAL GRANITO PVT. LTD.	60,000
RITA SAKSENA	50,000
ROBERT NORONHA	120,000
ROHAN CHOPRA	60,000
ROHAN DEVELOPERS PVT. LTD.	120,000
SADGURU KAMUBABA FOUNDATION	50,000
SAMIRA HABITATS	120,000
SANDEEP SAHA	150,000
SANJAY GURJAR	90,000
SANJU C. DUTT	50,000
SANTOSH BAWA	50,000
SANTOSH CHAWLA	50,000
SARASWATHI BASKARAN	50,000
SARTHAV INFRASTRUCTURE PVT. LTD.	60,000
SARVESH KHANDLWAL	50,000
SAVI INTERNATIONAL	51,000
SCHOTT KAISHA PVT LTD.	60,000
SEETHA LAKSHMI S.	100,000
SETH JEEVANJI JAMASJI MISTRY'S SURAT ADARIAN FUND	75,000
SHANTA SHITAL NACHINOLCAR	50,000
SHASHI KANT CHAWLA	70,000
SHAYANA LINGOO BIDIWALA & CO.	50,000
SHAYANA LINGOO BIDIWALA CO.	50,000

NAME OF DONOR	TOTAL
SHEELA BHOGILAL	60,000
SHEKHAR TOVER	50,001
SHIVA PHARMACHEM LTD.	72,000
SHREE RAJLAXMI LOGISTICS PVT. LTD.	60,000
SHREYA GADEPALI	110,000
SHUBH RASAYAN PVT. LTD.	60,000
SIHOTA CHARITABLE TRUST	3,357,749
SMT. GINIA DEVI CHARITABLE TRUST	51,000
SMT. JANKI DEVI TRUST	100,000
SONALI JAYENDRA DASSANI	50,000
SONIA SHARDA	66,000
SPA CERAMIC PVT. LTD.	60,000
SUBHASH CHANDRA	200,000
SUNIL ANAND	50,000
SUNIL KUMANDAN	50,000
SUNITEE SHRIRAM GURUJEE	100,000
SUNTEC WEB SERVICES PVT. LTD.	160,000
SUPPORT DIRECT INDIA PVT. LTD.	225,000
SUPRABHARATH EXPORTS PVT. LTD.	150,000
SURABHI FOUNDATION	100,000
SURRENDAR SAINI	50,000
SWAPAN DAS GUPTA	50,000
SWAYAM SHIPPING SERVICES PVT. LTD.	60,000
TALWAR CHARITABLE TRUST	51,000
TARSONS PRODUCTS PVT. LTD.	60,000
TECHFAB INDS LTD.	120,000

NAME OF DONOR	TOTAL
TEJ PAL SINGH	100,000
TERAPANTH FOODS LTD.	72,000
TIMES FOUNDATION	150,000
TUSHAD K. COOPER	500,000
UBAH INSTRUMENTS PVT.LTD.	70,000
UNNATI PROMOTERS PVT. LTD.	50,000
USHA MADAAAN	200,000
VAYUDOOT DOMESTIC & INTERNATIONAL	300,000
VED PRAKASH	55,000
VENTAKESHWARA ENTERPRISES	60,000
VESA JUKKA SVELA	60,000
VIDYANATHAN RAGHUNATHAN	50,000
VIJAY BHATKAR	60,000
VINODKANTA RAMANLAL SHAH CHARITY TRUST	50,001
VISHANJI N. VORA	120,000
Y D DHINGRA	50,000
ZAAFIR Z KARACHIWALA	175,000
INDIVIDUALS - EACH LESS THAN RS. 50,000	355,361,831
AMOUNT TRANSFERRED TO FIXED ASSETS REPLACE- MENT RESERVE [REFER NOTE 1 (III), & 15 ON SCHEDULE 14]	(13,886,000)
AMOUNT TRANSFERRED TO INCOME & EXPEN- DITURE ACCOUNT [REFER NOTE 1 (III), & 15 ON SCHEDULE 14]	(10,396,000)
GRAND TOTAL	377,948,719

DETAILS OF CORPUS FUND RECEIVED UPTO FY 2013-14 (DONOR DETAILS)				
NAME OF DONOR	OPENING BALANCE	ADDITIONS DURING THE 13-14	CLOSING BALANCE	FOR CAUSE
A KOTEESWARAN	50,000		50,000	HELPAE INDIA'S OBJECTIVES
A.F.CURRIMBHOY & PARVEEN LALJEE (FAIZAN LALJEE)	200,000		200,000	ENDOWMENT FOR POOR CANCER PATIENTS
A.F.CURRIMBHOY (FAIZAN LALJEE)	100,000		100,000	ENDOWMENT FOR BLIND/MUTE/DEAF PEOPLE
AASHRAY UROLOGY INSTITUTE	72,000		72,000	HELPAE INDIA'S OBJECTIVES
ABHA BHANDARI	100,000		100,000	HELPAE INDIA'S OBJECTIVES
ALLCARGO LOGISTICS LTD.	100,000		100,000	HELPAE INDIA'S OBJECTIVES
ALLIANZ INDIA	120,000		120,000	HELPAE INDIA'S OBJECTIVES
ALOO N. SIDHVA	50,000		50,000	HELPAE INDIA'S OBJECTIVES
AMRIT KAUR	50,000		50,000	HELPAE INDIA'S OBJECTIVES
ANAND TRIVEDI	200,000		200,000	HELPAE INDIA'S OBJECTIVES
ANJAN SEN	100,000		100,000	HELPAE INDIA'S OBJECTIVES
ANJANA SINHA	120,000		120,000	HELPAE INDIA'S OBJECTIVES
ANJANI SINGH	200,000		200,000	HELPAE INDIA'S OBJECTIVES
ANUCOOL INDUSTRIAL AIDS PVT. LTD.	50,000		50,000	HELPAE INDIA'S OBJECTIVES
ANUP KENY	50,000		50,000	HELPAE INDIA'S OBJECTIVES
ARAVIND LABORATORIES	50,000		50,000	HELPAE INDIA'S OBJECTIVES
ARMAAN EXPORTS	60,000		60,000	HELPAE INDIA'S OBJECTIVES
ARVIND P DATAR	200,000		200,000	HELPAE INDIA'S OBJECTIVES
ASHISH PARTHASARTHY	60,000		60,000	HELPAE INDIA'S OBJECTIVES
ASHOK KOTA	124,000		124,000	HELPAE INDIA'S OBJECTIVES
ASP SHIP MANAGEMENT (I) PVT LTD	60,000		60,000	HELPAE INDIA'S OBJECTIVES
ASP SHIP MANAGEMENT (I) PVT. LTD.	60,000		60,000	HELPAE INDIA'S OBJECTIVES
ASTEC LIFE SCIENCES LTD.,	60,000		60,000	HELPAE INDIA'S OBJECTIVES
ASVIK VALVES PVT LTD.	101,000		101,000	HELPAE INDIA'S OBJECTIVES
BHAGAT SINGH	100,000		100,000	HELPAE INDIA'S OBJECTIVES
BHANU SANGWAN	450,000		450,000	CATARACT SURGERIES
BHANU SANGWAN	1,500,000		1,500,000	HELPAE INDIA'S OBJECTIVES
BIMAL MANU TANNA	150,000		150,000	HELPAE INDIA'S OBJECTIVES
BINDU ZAVERI	60,000		60,000	HELPAE INDIA'S OBJECTIVES
BLA COKE PVT LTD.	180,000		180,000	HELPAE INDIA'S OBJECTIVES
BRIG. ANIL ADLAKHA (RETD.)	50,000		50,000	CATARACT SURGERIES
BRIJMOHAN AGRAWAL	100,000		100,000	HELPAE INDIA'S OBJECTIVES
C S CHUTTANI	4,500,000		4,500,000	RECURRING COST OF ELDERS VILLAGE AT CUDDALORE

NAME OF DONOR	OPENING BALANCE	ADDITIONS DURING THE 13-14	CLOSING BALANCE	FOR CAUSE
C S CHUTTANI	4,100,000		4,100,000	HELPAE INDIA'S OBJECTIVES
C. G. WILSON	50,000		50,000	HELPAE INDIA'S OBJECTIVES
CARMEN DCOSTA	50,000		50,000	HELPAE INDIA'S OBJECTIVES
CHANDER SHEKHAR SARAF	50,000		50,000	HELPAE INDIA'S OBJECTIVES
CONCORDE DESIGNS PVT LTD	120,000		120,000	HELPAE INDIA'S OBJECTIVES
CONVEYING MACHINES MFG CO.	50,000		50,000	HELPAE INDIA'S OBJECTIVES
CROSSEAS CAPITAL SERVICES PVT LTD	60,000		60,000	HELPAE INDIA'S OBJECTIVES
CROSSEAS CAPITAL SERVICES PVT. LTD.	120,000		120,000	HELPAE INDIA'S OBJECTIVES
CROSSEAS CAPITLA SERVICES PVT. LTD.	100,000		100,000	HELPAE INDIA'S OBJECTIVES
DARAB C PADER	50,000		50,000	HELPAE INDIA'S OBJECTIVES
DAULATBHAI & NANUBHAI TRIVEDI PUBLIC CHARITABLE TRUST	60,000		60,000	HELPAE INDIA'S OBJECTIVES
DAYANAND THAKUR	60,000		60,000	HELPAE INDIA'S OBJECTIVES
DEEPAK G. SARANGDHAR	200,000		200,000	HELPAE INDIA'S OBJECTIVES
DEEPAK SARUP	60,000		60,000	HELPAE INDIA'S OBJECTIVES
DEVUNURI SATYANARAYANA	50,000		50,000	HELPAE INDIA'S OBJECTIVES
DHARMENDRA GOEL	50,200		50,200	HELPAE INDIA'S OBJECTIVES
DINESH DHIRAWANI	60,000		60,000	HELPAE INDIA'S OBJECTIVES
DIPANKAR BASU	50,000		50,000	HELPAE INDIA'S OBJECTIVES
DR. C S CHUTTANI	1,000,000		1,000,000	ADOPTING 14 AAG GRANS
DR. PHILIP ABRAHAM	60,000		60,000	HELPAE INDIA'S OBJECTIVES
DSP MERRILL LYNCH	133,000		133,000	CATARACT SURGERIES
DYNAMIC COMPUTER SERVICES	100,000		100,000	HELPAE INDIA'S OBJECTIVES
EMPIRE SOFTWARES	200,000		200,000	HELPAE INDIA'S OBJECTIVES
ESTATE GULAB SINGH JAYASWAL	400,000		400,000	AAG AND CATARACT SURGERIES
F. C. SONDDHI & CO. (INDIA) PVT. LTD.	100,000		100,000	HELPAE INDIA'S OBJECTIVES
FLIGHT RAJA TRAVELS PVT LTD	50,000		50,000	HELPAE INDIA'S OBJECTIVES
FOR MAKERS DEVELOPMENT SERVICES PVT.LTD.	60,000		60,000	HELPAE INDIA'S OBJECTIVES
FRENY D PADER	50,000		50,000	HELPAE INDIA'S OBJECTIVES
G S SIHOTA (RETD)	50,000		50,000	HELPAE INDIA'S OBJECTIVES
GENESIS DATA COMP PVT. LTD.	60,000		60,000	HELPAE INDIA'S OBJECTIVES
GENESIS DATACOMP PVT. LTD.	270,000		270,000	HELPAE INDIA'S OBJECTIVES
GENESISI DATACOMP PVT LTD	100,000		100,000	HELPAE INDIA'S OBJECTIVES
GOODRICH MARITIME PVT LTD.	60,000		60,000	HELPAE INDIA'S OBJECTIVES
GOODRICH MARITIME PVT. LTD.	60,000		60,000	HELPAE INDIA'S OBJECTIVES
GURPAWAN SINGH	90,000		90,000	HELPAE INDIA'S OBJECTIVES
HANNAH A SIMEON	100,000		100,000	HELPAE INDIA'S OBJECTIVES
HARISH PUJARA	50,000		50,000	HELPAE INDIA'S OBJECTIVES
HARISH SWAMY	50,000		50,000	HELPAE INDIA'S OBJECTIVES
HARIAS RAI MAYA DEVI KHOLI TRUST	476,725		476,725	CATARACT SURGERIES
HIMA BINDU B.	50,000		50,000	HELPAE INDIA'S OBJECTIVES
JAYAN NAIR	180,000		180,000	HELPAE INDIA'S OBJECTIVES
JAYANTI PRASAD KHAITAN	50,000		50,000	HELPAE INDIA'S OBJECTIVES
JITISH KALLAT	60,000		60,000	HELPAE INDIA'S OBJECTIVES
JONATHAN JACOB	50,000		50,000	HELPAE INDIA'S OBJECTIVES
JYOTBIR SINGH SETHI	100,000		100,000	HELPAE INDIA'S OBJECTIVES
JYOTI PUBLICITY HOARDING CONTRACTORS	50,000		50,000	HELPAE INDIA'S OBJECTIVES
K - TECH (INDIA) LTD.	60,000		60,000	HELPAE INDIA'S OBJECTIVES
K. S. SRI KAND	50,000		50,000	CATARACT SURGERIES
KALPATHARU TRUST	300,000		300,000	HELPAE INDIA'S OBJECTIVES
KANTILAL JAIKISHANDAS CHOKSI CHARITABLE TRUST	60,000		60,000	HELPAE INDIA'S OBJECTIVES
KESHAV LAL DUGGAL	100,000		100,000	CATARACT SURGERIES
KHADIM INDIA LIMITED.	50,000		50,000	HELPAE INDIA'S OBJECTIVES
KHATAU NARBHERAM & CO.	60,000		60,000	HELPAE INDIA'S OBJECTIVES
KISHORE SHRIVASTAVA	60,000		60,000	HELPAE INDIA'S OBJECTIVES
KOSHMBH MULTIREED PVT. LTD.	60,000		60,000	HELPAE INDIA'S OBJECTIVES
KOTAK SECURITIES	60,000		60,000	HELPAE INDIA'S OBJECTIVES
KULKARNI & CO.	120,000		120,000	HELPAE INDIA'S OBJECTIVES
LGCS CHROMATOGRAPHY SOLUOUONS PVT. LTD.	70,000		70,000	HELPAE INDIA'S OBJECTIVES
LIONEL BARRETTO	50,000		50,000	HELPAE INDIA'S OBJECTIVES
LUCID COLLOIDS LTD	60,000		60,000	HELPAE INDIA'S OBJECTIVES
M/S SADGURU KAMUBABA FOUNDATION	50,000		50,000	HELPAE INDIA'S OBJECTIVES
MAGNUM MINERALS PVT. LTD.	120,000		120,000	HELPAE INDIA'S OBJECTIVES
MAKERS DEVELOPMENT SERVICES PVT. LTD.	60,000		60,000	HELPAE INDIA'S OBJECTIVES
MALIKKAMADOM RAJAN	100,000		100,000	HELPAE INDIA'S OBJECTIVES
MARINA SEQUEIRA	90,000		90,000	HELPAE INDIA'S OBJECTIVES
MASS DYE- CHEM PVT LTD	100,000		100,000	HELPAE INDIA'S OBJECTIVES
MAXIMA INTERNATIONAL TRADERS PVT LTD	150,000		150,000	HELPAE INDIA'S OBJECTIVES

NAME OF DONOR	OPENING BALANCE	ADDITIONS DURING THE 13-14	CLOSING BALANCE	FOR CAUSE
MAYANK KAUL	50,000		50,000	HELPAE INDIA'S OBJECTIVES
MEERA PARASNIS	100,000		100,000	HELPAE INDIA'S OBJECTIVES
MINOO F. MEHTA	100,000		100,000	HELPAE INDIA'S OBJECTIVES
MISS. DOLLY MEHTA	200,000		200,000	HELPAE INDIA'S OBJECTIVES
MISS. MALATI PHADKE	60,000		60,000	HELPAE INDIA'S OBJECTIVES
MISS. VESA SAVELA	60,000		60,000	HELPAE INDIA'S OBJECTIVES
MR ABHAY NENE	75,000		75,000	HELPAE INDIA'S OBJECTIVES
MR ABHIJIT GIRI	60,000		60,000	HELPAE INDIA'S OBJECTIVES
MR ADITYA KAPADIYA	60,000		60,000	HELPAE INDIA'S OBJECTIVES
MR CHANDRAMURTHY B S	100,000		100,000	HELPAE INDIA'S OBJECTIVES
MR GANAPATHY VADLAMANI	100,000		100,000	HELPAE INDIA'S OBJECTIVES
MR IQBAL TAPIA	72,000		72,000	HELPAE INDIA'S OBJECTIVES
MR K S SRIKAND	50,000		50,000	HELPAE INDIA'S OBJECTIVES
MR MAHESH CHANDRA SHARMA	72,000		72,000	HELPAE INDIA'S OBJECTIVES
MR MONI GEORGE	51,000		51,000	HELPAE INDIA'S OBJECTIVES
MR P K BALAKRISHNAN	50,000		50,000	HELPAE INDIA'S OBJECTIVES
MR PIYUSH DESAI	60,000		60,000	HELPAE INDIA'S OBJECTIVES
MR RAJESH KUMAR BHATT	60,000		60,000	HELPAE INDIA'S OBJECTIVES
MR RAMASWAMY PERUMANGODE	200,000		200,000	HELPAE INDIA'S OBJECTIVES
MR RAVI MYIARAPU	60,000		60,000	HELPAE INDIA'S OBJECTIVES
MR SANJEEV PRSAD	60,000		60,000	HELPAE INDIA'S OBJECTIVES
MR SHIRISH KULKARNI	60,000		60,000	HELPAE INDIA'S OBJECTIVES
MR SUBHA JETTY-CORPUS	2,500,000		2,500,000	10 GRANS AND 25 CATARACT AND RS. 50000 FOR OLD AGE HOME AND RS. 50000 FOR CANCER AND LEPROSY
MR UMESH VALECHA	120,000		120,000	HELPAE INDIA'S OBJECTIVES
MR VISHWAS VIJAYKAR	75,000		75,000	HELPAE INDIA'S OBJECTIVES
MR. ASHISH PARTHASARTHY	60,000		60,000	HELPAE INDIA'S OBJECTIVES
MR. C.D. LALA (MUMBAI)	150,000		150,000	CATARACT SURGERIES
MR. DARAB C PADER	60,000		60,000	HELPAE INDIA'S OBJECTIVES
MR. DARIUS J. KHAMBATA	60,000		60,000	HELPAE INDIA'S OBJECTIVES
MR. DARIUS KHAMBATTA	50,000		50,000	HELPAE INDIA'S OBJECTIVES
MR. J S IYER	100,000		100,000	TO BE UTILISE FOR SAGP
MR. K D MARWAHA	100,000		100,000	HELPAE INDIA'S OBJECTIVES
MR. K.S. SRIKAND	300,000		300,000	CATARACT SURGERIES
MR. M B AMMANI	100,000		100,000	HELPAE INDIA'S OBJECTIVES
MR. MADHUSUDAN KELA	120,000		120,000	HELPAE INDIA'S OBJECTIVES
MR. MANOJ H. MODI	50,001		50,001	HELPAE INDIA'S OBJECTIVES
MR. NAVEEN TAHILYANI	50,000		50,000	HELPAE INDIA'S OBJECTIVES
MR. NIKHIL NAGLE	100,000		100,000	HELPAE INDIA'S OBJECTIVES
MR. O P VAISH	72,000		72,000	HELPAE INDIA'S OBJECTIVES
MR. PRADEEP VAKHARIA	60,000		60,000	HELPAE INDIA'S OBJECTIVES
MR. PRAMOD RANJAN DAS GUPTA	50,000		50,000	CATARACT SURGERIES
MR. R K JAIN	60,000		60,000	HELPAE INDIA'S OBJECTIVES
MR. RAGHAV RAO K V	75,000		75,000	HELPAE INDIA'S OBJECTIVES
MR. SANJEEV PRASAD	60,000		60,000	HELPAE INDIA'S OBJECTIVES
MR. SANJIVKUMAR AHIRE	60,000		60,000	HELPAE INDIA'S OBJECTIVES
MR. SELWYN NORONHA	120,000		120,000	HELPAE INDIA'S OBJECTIVES
MR. SHAKIL BIJAPURE	50,000		50,000	HELPAE INDIA'S OBJECTIVES
MR. SHYAM GUPTA	120,000		120,000	HELPAE INDIA'S OBJECTIVES
MR. SITARAM GANESH RAJWADE	50,000		50,000	HELPAE INDIA'S OBJECTIVES
MR. SUDHEER RAGHAVAN	50,000		50,000	HELPAE INDIA'S OBJECTIVES
MR. SUNIL POPHALE	84,000		84,000	HELPAE INDIA'S OBJECTIVES
MR. SURESH NATARAJAN	50,000		50,000	HELPAE INDIA'S OBJECTIVES
MR. SWAPAN DAS GUPTA	50,500		50,500	AAG / MMU
MR. TARIT KUMAR BOSE	100,000		100,000	HELPAE INDIA'S OBJECTIVES
MR. TIMO HARKALA	60,000		60,000	HELPAE INDIA'S OBJECTIVES
MR. UDAYAN GAJJAB	120,000		120,000	HELPAE INDIA'S OBJECTIVES
MR. VIKRAM DUVVURI	150,000		150,000	HELPAE INDIA'S OBJECTIVES
MR. VIRAG TULZA PURKAR	72,000		72,000	HELPAE INDIA'S OBJECTIVES
MR. VIRAG V. TULZAPURKAR	60,000		60,000	HELPAE INDIA'S OBJECTIVES
MRS BAMA BALASUBRAMANYAM	60,000		60,000	HELPAE INDIA'S OBJECTIVES
MRS GIRABEN SHAH	60,000		60,000	HELPAE INDIA'S OBJECTIVES
MRS NIRMALA RAJASEKARAN	300,000		300,000	HELPAE INDIA'S OBJECTIVES
MRS SMITA S RAVANI	66,000		66,000	HELPAE INDIA'S OBJECTIVES
MRS WILLY ENGINEER	80,000		80,000	HELPAE INDIA'S OBJECTIVES
MRS. A. LOGAMBAL	100,000		100,000	HELPAE INDIA'S OBJECTIVES
MRS. ANJANA SINHA	120,000		120,000	HELPAE INDIA'S OBJECTIVES

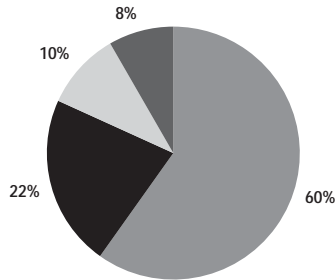


NAME OF DONOR	OPENING BALANCE	ADDITIONS DURING THE 13-14	CLOSING BALANCE	FOR CAUSE
MRS. FIROZA MEHROTRA	600,000		600,000	ADOPTING 4 GRANS AT TEV VILLAGE
MRS. FRENY D PADER	60,000		60,000	HELPAE INDIA'S OBJECTIVES
MRS. KAINAZ DARUWALA	60,000		60,000	HELPAE INDIA'S OBJECTIVES
MRS. LALIT BHATKAR	60,000		60,000	HELPAE INDIA'S OBJECTIVES
MRS. MAYA NADKARNI	50,000		50,000	HELPAE INDIA'S OBJECTIVES
MRS. RAJKUMARI SOM KAPUR FOUNDATION	50,000		50,000	HELPAE INDIA'S OBJECTIVES
MRS. SHIRIN BHARUCHA	60,000		60,000	HELPAE INDIA'S OBJECTIVES
MRS. UMA PATEL	60,000		60,000	HELPAE INDIA'S OBJECTIVES
MRS.FRENI MOHD. ALI MERCHANT CHAR. TRUST	50,000		50,000	HELPAE INDIA'S OBJECTIVES
MS. ANIL KAPOOR	100,000		100,000	HELPAE INDIA'S OBJECTIVES
MS. SHREYA GADEPALLI	180,000		180,000	HELPAE INDIA'S OBJECTIVES
MUKUL ROHATGI	50,000		50,000	HELPAE INDIA'S OBJECTIVES
MURALIDHARAN NAIR	50,000		50,000	HELPAE INDIA'S OBJECTIVES
N P MANI	100,000		100,000	HELPAE INDIA'S OBJECTIVES
NAMITA WAILAR	60,000		60,000	HELPAE INDIA'S OBJECTIVES
NARESH KUMAR MADAAN	200,000		200,000	HELPAE INDIA'S OBJECTIVES
NAVNEET VIRK	50,000		50,000	HELPAE INDIA'S OBJECTIVES
NISHA KHURANA	100,000		100,000	HELPAE INDIA'S OBJECTIVES
NISHANT THACKER	60,000		60,000	HELPAE INDIA'S OBJECTIVES
NOSHIR D. SIDHVA	50,000		50,000	HELPAE INDIA'S OBJECTIVES
OMKAR SINGH BAWA	50,000		50,000	HELPAE INDIA'S OBJECTIVES
ORIFICE WORKS	60,000		60,000	HELPAE INDIA'S OBJECTIVES
P. N. RAMASWAMY	100,000		100,000	HELPAE INDIA'S OBJECTIVES
PALRIWALA FOUNDATION	102,000		102,000	AAG
PARIMALAM SURESH NATARAJAN FOUNDATION	50,000		50,000	HELPAE INDIA'S OBJECTIVES
PHILIP EAPEN	50,000		50,000	HELPAE INDIA'S OBJECTIVES
PINNACLE COMMODITIES PVT. LTD.	60,000		60,000	HELPAE INDIA'S OBJECTIVES
PRAGYA DHIRAWANI	60,000		60,000	HELPAE INDIA'S OBJECTIVES
PRAKASH DHIRAWANI	60,000		60,000	HELPAE INDIA'S OBJECTIVES
PREMA GOPAL RAO	100,000		100,000	HELPAE INDIA'S OBJECTIVES
PURVI TANNA	60,000		60,000	HELPAE INDIA'S OBJECTIVES
QUALITY NEEDLES PVT LTD.	60,000		60,000	HELPAE INDIA'S OBJECTIVES
R P AGARWAL	50,000		50,000	HELPAE INDIA'S OBJECTIVES
R. G. INTERNATIONAL	60,000		60,000	HELPAE INDIA'S OBJECTIVES
R. N. DAWAR (RETD) VSM	51,000		51,000	HELPAE INDIA'S OBJECTIVES
RADHE ENTERPRISE	60,000		60,000	HELPAE INDIA'S OBJECTIVES
RAGHAVAN SUBRAMANYAN	50,000		50,000	HELPAE INDIA'S OBJECTIVES
RAJ KUMAR JAIN	50,000		50,000	HELPAE INDIA'S OBJECTIVES
RAJEEV TALWAR	100,000		100,000	HELPAE INDIA'S OBJECTIVES
RAJENDRA VERMA	50,000		50,000	HELPAE INDIA'S OBJECTIVES
RAJSHAH ENTERPRISES	60,000		60,000	HELPAE INDIA'S OBJECTIVES
RAM VICHAR NETAM	50,000		50,000	HELPAE INDIA'S OBJECTIVES
RAVINDRA DHANANJAY CHAUDHARI	51,000		51,000	HELPAE INDIA'S OBJECTIVES
REAL GRANITO PVT. LTD.	60,000		60,000	HELPAE INDIA'S OBJECTIVES
ROBERT NORONHA	120,000		120,000	HELPAE INDIA'S OBJECTIVES
ROHAN DEVELOPERS PVT. LTD.	120,000		120,000	HELPAE INDIA'S OBJECTIVES
SADGURU KAMUBABA FOUNDATION	50,000		50,000	HELPAE INDIA'S OBJECTIVES
SAMIRA HABITATS	120,000		120,000	HELPAE INDIA'S OBJECTIVES
SANDEEP SAHA	50,000		50,000	HELPAE INDIA'S OBJECTIVES
SANJAY GURJAR	90,000		90,000	HELPAE INDIA'S OBJECTIVES
SANJU C. DUTT	50,000		50,000	HELPAE INDIA'S OBJECTIVES
SANTOSH BAWA	50,000		50,000	HELPAE INDIA'S OBJECTIVES
SARASWATHI BASKARAN	50,000		50,000	HELPAE INDIA'S OBJECTIVES
SARTHAV INFRASTRUCTURE PVT. LTD.	60,000		60,000	HELPAE INDIA'S OBJECTIVES
SARVESH KHANDLWAL	50,000		50,000	HELPAE INDIA'S OBJECTIVES
SAVI INTERNATIONAL	51,000		51,000	HELPAE INDIA'S OBJECTIVES
SCHOTT KAISHA PVT LTD.	60,000		60,000	HELPAE INDIA'S OBJECTIVES
SETH JEEVANJI JAMASJI MISTRY'S SURAT ADARIAN FUND	75,000		75,000	HELPAE INDIA'S OBJECTIVES
SHANTA SHITAL NACHINOLCAR	50,000		50,000	HELPAE INDIA'S OBJECTIVES
SHASHI KANT CHAWLA	70,000		70,000	HELPAE INDIA'S OBJECTIVES
SHAYANA LINGOO BIDIWALA & CO.	50,000		50,000	HELPAE INDIA'S OBJECTIVES
SHAYANA LINGOO BIDIWALA CO.	50,000		50,000	HELPAE INDIA'S OBJECTIVES
SHEELA BHOGILAL	60,000		60,000	HELPAE INDIA'S OBJECTIVES
SHIVA PHARMACHEM LTD.	72,000		72,000	HELPAE INDIA'S OBJECTIVES
SHREE RAJLAXMI LOGISTICS PVT. LTD.	60,000		60,000	HELPAE INDIA'S OBJECTIVES
SHREYA GADEPALLI	60,000		60,000	HELPAE INDIA'S OBJECTIVES
SHUBH RASAYAN PVT. LTD.	60,000		60,000	HELPAE INDIA'S OBJECTIVES

NAME OF DONOR	OPENING BALANCE	ADDITIONS DURING THE 13-14	CLOSING BALANCE	FOR CAUSE
SIHOTA CHARITABLE TRUST	3,357,749		3,357,749	HELPAE INDIA'S OBJECTIVES
SMT. JANKI DEVI TRUST	100,000		100,000	HELPAE INDIA'S OBJECTIVES
SONALI JAYENDRA DASSANI	50,000		50,000	HELPAE INDIA'S OBJECTIVES
SONIA SHARDA	66,000		66,000	HELPAE INDIA'S OBJECTIVES
SPA CERAMIC PVT. LTD.	60,000		60,000	HELPAE INDIA'S OBJECTIVES
SUBHASH CHANDRA	200,000		200,000	HELPAE INDIA'S OBJECTIVES
SUPPORT DIRECT INDIA PVT. LTD.	225,000		225,000	HELPAE INDIA'S OBJECTIVES
SUPRABHARATH EXPORTS PVT. LTD.	150,000		150,000	HELPAE INDIA'S OBJECTIVES
SURABHI FOUNDATION	100,000		100,000	HELPAE INDIA'S OBJECTIVES
SWAPAN DAS GUPTA	50,000		50,000	HELPAE INDIA'S OBJECTIVES
SWAYAM SHIPPING SERVICES PVT. LTD.	60,000		60,000	HELPAE INDIA'S OBJECTIVES
TARSONS PRODUCTS PVT. LTD.	60,000		60,000	HELPAE INDIA'S OBJECTIVES
TECHFAB INDS LTD.	120,000		120,000	HELPAE INDIA'S OBJECTIVES
TERAPANTH FOODS LTD.	72,000		72,000	HELPAE INDIA'S OBJECTIVES
TUSHAD K. COOPER	500,000		500,000	HELPAE INDIA'S OBJECTIVES
UBAH INSTRUMENTS PVT.LTD.	70,000		70,000	HELPAE INDIA'S OBJECTIVES
UNNATI PROMOTERS PVT. LTD.	50,000		50,000	HELPAE INDIA'S OBJECTIVES
USHA MADAAN	200,000		200,000	HELPAE INDIA'S OBJECTIVES
VAYUDOOT DOMESTIC & INTERNATIONAL	300,000		300,000	HELPAE INDIA'S OBJECTIVES
VED PRAKASH	55,000		55,000	HELPAE INDIA'S OBJECTIVES
VENTAKESHWARA ENTERPRISES	60,000		60,000	HELPAE INDIA'S OBJECTIVES
VESA JUKKA SAVELA	60,000		60,000	HELPAE INDIA'S OBJECTIVES
VIJAY BHATKAR	60,000		60,000	HELPAE INDIA'S OBJECTIVES
VINODKANTA RAMANLAL SHAH CHARITY TRUST	50,001		50,001	HELPAE INDIA'S OBJECTIVES
VISHANJI N. VORA	120,000		120,000	HELPAE INDIA'S OBJECTIVES
Y D DHINGRA	50,000		50,000	HELPAE INDIA'S OBJECTIVES
A KOTEESWARAN		100,000	100,000	HELPAE INDIA'S OBJECTIVES
AZZ FILTRATION SPECIALITIES PVT. LTD.		102,600	102,600	HELPAE INDIA'S OBJECTIVES
ANAND TRIVEDI		300,000	300,000	HELPAE INDIA'S OBJECTIVES
ANUJ MITHANI		50,000	50,000	HELPAE INDIA'S OBJECTIVES
BHARAT BANSAL		120,000	120,000	HELPAE INDIA'S OBJECTIVES
C. THIRUPATHI RAO		100,000	100,000	HELPAE INDIA'S OBJECTIVES
CHANDRA REKHA		100,000	100,000	HELPAE INDIA'S OBJECTIVES
CHANDRA VISVANATHAN		200,000	200,000	HELPAE INDIA'S OBJECTIVES
DHRUTI BAROT		50,000	50,000	HELPAE INDIA'S OBJECTIVES
DIPAK CHANDIRAMANI		50,000	50,000	HELPAE INDIA'S OBJECTIVES
DR. MURARILAL GOEL SHAKUNTALADEVI CHARITABLE TRUST		100,000	100,000	HELPAE INDIA'S OBJECTIVES
DYNAMIC COMPUTER SERVICES		100,000	100,000	HELPAE INDIA'S OBJECTIVES
E A KSHIRSAGAR		100,000	100,000	HELPAE INDIA'S OBJECTIVES
ELIZA Z KARACHIWALA		175,000	175,000	HELPAE INDIA'S OBJECTIVES
ELIZABETH REUBEN		150,000	150,000	HELPAE INDIA'S OBJECTIVES
G SRINIVASAN		50,000	50,000	HELPAE INDIA'S OBJECTIVES
GLEN APPLIANCES PVT. LTD.		500,000	500,000	HELPAE INDIA'S OBJECTIVES
HASIT B. JOSHIPURA		111,111	111,111	HELPAE INDIA'S OBJECTIVES
IQBAL LEATHERS LTD.		50,000	50,000	HELPAE INDIA'S OBJECTIVES
IRENE KAMAT		150,000	150,000	HELPAE INDIA'S OBJECTIVES
IVO R D'SOUZA		50,000	50,000	HELPAE INDIA'S OBJECTIVES
K. SUNDARAM		72,000	72,000	HELPAE INDIA'S OBJECTIVES
KALINDI D SHAH		50,000	50,000	HELPAE INDIA'S OBJECTIVES
KALPANA NARAYAN JOG		75,000	75,000	HELPAE INDIA'S OBJECTIVES
KOTHARI ENTERPRISES		50,000	50,000	HELPAE INDIA'S OBJECTIVES
LAKSHMI NARAYAN SARMA GANTI		100,000	100,000	HELPAE INDIA'S OBJECTIVES
LAKSHMI SRINIVASAN		50,000	50,000	HELPAE INDIA'S OBJECTIVES
M C TAYAL		70,000	70,000	HELPAE INDIA'S OBJECTIVES
M. PRABHANJANA MURTI		100,000	100,000	HELPAE INDIA'S OBJECTIVES
M. R. B. PUNJA		100,000	100,000	HELPAE INDIA'S OBJECTIVES
MADHAVI MUKUND KUKADE		50,000	50,000	HELPAE INDIA'S OBJECTIVES
MALINI GHOSH		60,000	60,000	HELPAE INDIA'S OBJECTIVES
MANI PHIROZE PITHAWALA		100,000	100,000	HELPAE INDIA'S OBJECTIVES
MARINA SEQUEIRA		50,000	50,000	HELPAE INDIA'S OBJECTIVES
MEHROO P VASUNIA		50,000	50,000	HELPAE INDIA'S OBJECTIVES
N SUBRAMANIAM		100,000	100,000	HELPAE INDIA'S OBJECTIVES
O. P. VOHRA		50,000	50,000	HELPAE INDIA'S OBJECTIVES
OM PRAKASH VAISH		51,000	51,000	HELPAE INDIA'S OBJECTIVES
PHILIP EAPEN		150,000	150,000	HELPAE INDIA'S OBJECTIVES
PRATIMA EXPORTS PVT LTD		50,000	50,000	HELPAE INDIA'S OBJECTIVES
PRAVEEN NARAYANAN		60,000	60,000	HELPAE INDIA'S OBJECTIVES

NAME OF DONOR	OPENING BALANCE	ADDITIONS DURING THE 13-14	CLOSING BALANCE	FOR CAUSE
R ARIVAZHAGAN		50,000	50,000	HELPAE INDIA'S OBJECTIVES
R P AGARWAL		50,000	50,000	HELPAE INDIA'S OBJECTIVES
R. C. LAHOTI		100,000	100,000	HELPAE INDIA'S OBJECTIVES
R. JAMBUNATHAN (PHD)		50,000	50,000	HELPAE INDIA'S OBJECTIVES
R.SATYAMURTHY		275,000	275,000	HELPAE INDIA'S OBJECTIVES
RAJEEB CHATTERJEE		100,001	100,001	HELPAE INDIA'S OBJECTIVES
RAJIV M. SAKHARDANE		50,000	50,000	HELPAE INDIA'S OBJECTIVES
RAMAN EDDYA		50,000	50,000	HELPAE INDIA'S OBJECTIVES
RAMESH CHAND SOOD		50,000	50,000	HELPAE INDIA'S OBJECTIVES
RAMESH KHANNA		50,000	50,000	HELPAE INDIA'S OBJECTIVES
RAMGOPAL KUNDURTHI		100,000	100,000	HELPAE INDIA'S OBJECTIVES
RAMNIK SINGH MAMIK		51,000	51,000	HELPAE INDIA'S OBJECTIVES
RAVI KUMAR ANAND (RETD)		200,000	200,000	HELPAE INDIA'S OBJECTIVES
RITA SAKSENA		50,000	50,000	HELPAE INDIA'S OBJECTIVES
ROHAN CHOPRA		60,000	60,000	HELPAE INDIA'S OBJECTIVES
SANDEEP SAHA		100,000	100,000	HELPAE INDIA'S OBJECTIVES
SANTOSH CHAWLA		50,000	50,000	HELPAE INDIA'S OBJECTIVES
SEETHA LAKSHMI S.		100,000	100,000	HELPAE INDIA'S OBJECTIVES
SHEKHAR TOVER		50,001	50,001	HELPAE INDIA'S OBJECTIVES
SHREYA GADEPALLI		50,000	50,000	HELPAE INDIA'S OBJECTIVES
SMT. GINIA DEVI CHARITABLE TRUST		51,000	51,000	HELPAE INDIA'S OBJECTIVES
SUNIL ANAND		50,000	50,000	HELPAE INDIA'S OBJECTIVES
SUNIL KUMANDAN		50,000	50,000	HELPAE INDIA'S OBJECTIVES
SUNITEE SHRIRAM GURUJEE		100,000	100,000	HELPAE INDIA'S OBJECTIVES
SUNTEC WEB SERVICES PVT. LTD.		160,000	160,000	HELPAE INDIA'S OBJECTIVES
SURRENDAR SAINI		50,000	50,000	HELPAE INDIA'S OBJECTIVES
TALWAR CHARITABLE TRUST		51,000	51,000	HELPAE INDIA'S OBJECTIVES
TEJ PAL SINGH		100,000	100,000	HELPAE INDIA'S OBJECTIVES
TIMES FOUNDATION		150,000	150,000	HELPAE INDIA'S OBJECTIVES
VIDYANATHAN RAGHUNATHAN		50,000	50,000	HELPAE INDIA'S OBJECTIVES
ZAAFIR Z KARACHIWALA		175,000	175,000	HELPAE INDIA'S OBJECTIVES
INDIVIDUALS - EACH LESS THAN RS. 50,000	299,391,562	55,970,269	355,361,831	HELPAE INDIA'S OBJECTIVES
AMOUNT TRANSFERRED TO FIXED ASSETS REPLACE- MENT RESERVE [REFER NOTE 1 (III), & 15 ON SCHEDULE 14]			(13,886,000)	
AMOUNT TRANSFERRED TO INCOME & EXPENDITURE ACCOUNT [REFER NOTE 1 (III), & 15 ON SCHEDULE 14]			(10,396,000)	
GRAND TOTAL	339,490,738	62,739,982	377,948,719	

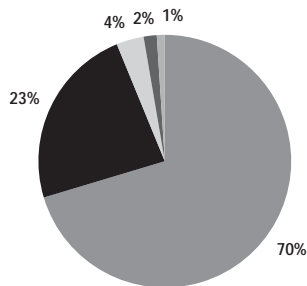
# FINANCE



## Where the money came from:

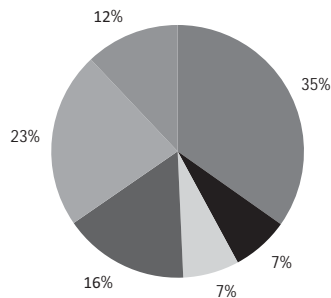
Individual	: 60%
Corporates	: 22%
Institutions	: 10%
Other Incomes	: 08%

Our Gross Income in 2013-14 is Rs. 70.43 crores, which is 6% higher than the Gross Income of 2012-13.



## How the money was used:

Programmes	: 70%
Fund Raising	: 23%
Administration	: 04%
Depreciation	: 02%
Surplus	: 01%



## On what programmes was the money spent:

Health	: 35%
Social Protection	: 07%
Disaster Management	: 07%
Agecare Programmes	: 16%
Social Mobilisation	: 23%
Project Implementation	: 12%

Note: HelpAge India's Annual Report & full Audited Accounts are also available online at [www.helpageindia.org](http://www.helpageindia.org)



C-14 , Qutab Institutional Area, New Delhi - 110016  
 Phone: 91-11-41688955/56 Fax: 011-26852916  
 Email: [headoffice@helpageindia.org](mailto:headoffice@helpageindia.org)